

JESWANI & RATHORE

CHARTERED ACCOUNTANTS

408/C, NIRANJAN, 99, MARINE DRIVE, MUMBAI-400 002

TEL NO: +91 22 22816968/ 22834451/40066968

Email: jeswani.rathore@gmail.com

INDEPENDENT AUDITOR'S REPORT

To The Members of Cello Houseware Private Limited
Report on the Audit of Financial Statements

Opinion

We have audited the accompanying financial statements of **CELLO HOUSEWARE PRIVATE LIMITED** ("the Company"), which comprises the Balance Sheet as at March 31, 2025, the Statement of Profit and Loss, including the statement of Other Comprehensive Income, the Cash Flow Statement and the Statement of Changes in Equity for the year ended on that date and notes to the financial statements, including a summary of material accounting policies and other explanatory information.

In our opinion and to the best of our information and according to the explanations given to us, the aforesaid financial statements give the information required by the Companies Act, 2013 ("the Act") in the manner so required and give a true and fair view in conformity with the Indian accounting Standards prescribed under section 133 of the act, ("Ind AS") and other accounting principles generally accepted in India, of the state of affairs of the Company as at March 31, 2025, its profit, total comprehensive income, its cash flows and changes in equity for the year ended on that date.

Basis for Opinion

We conducted our audit of the financial statements in accordance with the Standards on Auditing ("SAs") specified under section 143(10) of the Act. Our responsibilities under those Standards are further described in the Auditor's Responsibilities for the Audit of the financial statements section of our report. We are independent of the Company in accordance with the Code of Ethics issued by the Institute of Chartered Accountants of India (ICAI) together with the ethical requirements that are relevant to our audit of the financial statements under the provisions of the Act and the Rules made thereunder, and we have fulfilled our other ethical responsibilities in accordance with these requirements and the ICAI's Code of Ethics. We believe that the audit evidence obtained by us is sufficient and appropriate to provide a basis for our audit opinion on the financial Statements.

Key Audit Matters

Key audit matters are those matters that, in our professional judgment, were of most significance in our audit of the financial statements of the current period. These matters were addressed in the context of our audit of the financial statements as a whole, and in forming our opinion thereon, and we do not provide a separate opinion on these matters.

There are no key audit matters identified in our audit.



Information Other than the Financial Statements and Auditor's report thereon

- The Company's Board of Directors is responsible for the other information. The other information comprises the information included in the Annual Report, but does not include the financial statements and our auditor's report thereon.
- Our opinion on the financial statements does not cover the other information and we do not express any form of assurance conclusion thereon.
- In connection with our audit of the financial statements, our responsibility is to read the other information and, in doing so, consider whether the other information is materially inconsistent with the financial statements or our knowledge obtained during the course of our audit or otherwise appears to be materially misstated.
- If, based on the work we have performed, we conclude that there is a material misstatement of this other information, we are required to report that fact. We have nothing to report in this regard.

Responsibilities of Management and Those charged with Governance for the Financial Statements

The Company's Board of Directors is responsible for the matters stated in Section 134(5) of the Act with respect to the preparation of these financial statements that give a true and fair view of the financial position, financial performance including other comprehensive income, cash flows and changes in equity of the Company in accordance with the accounting principles generally accepted in India, including the Indian Accounting Standards (Ind AS) specified under section 133 of the Act. This responsibility also includes maintenance of adequate accounting records in accordance with the provisions of the Act for safeguarding the assets of the Company and for preventing and detecting frauds and other irregularities; selection and application of appropriate accounting policies; making judgments and estimates that are reasonable and prudent; and design, implementation and maintenance of adequate internal financial controls, that were operating effectively for ensuring the accuracy and completeness of the accounting records, relevant to the preparation and presentation of the financial statements that give a true and fair view and are free from material misstatement, whether due to fraud or error.

In preparing the financial statements, management and Board of Directors is responsible for assessing the Company's ability to continue as a going concern, disclosing, as applicable, matters related to going concern and using the going concern basis of accounting unless the Board of Directors either intends to liquidate the Company or to cease operations, or has no realistic alternative but to do so.

The Company's Board of Directors are also responsible for overseeing the Company's financial reporting process.

Auditor's Responsibilities for the Audit of the Financial Statements

Our objectives are to obtain reasonable assurance about whether the financial statements as a whole are free from material misstatement, whether due to fraud or error, and to issue an auditor's report that includes our opinion. Reasonable assurance is a high level of assurance, but is not a guarantee that an audit conducted in accordance with SAs will always detect a material misstatement when it exists. Misstatements can arise from fraud or error and are considered material if, individually or in the aggregate, they could reasonably be expected to influence the economic decisions of users taken on the basis of these financial statements.

As part of an audit in accordance with SAs, we exercise professional judgment and maintain professional skepticism throughout the audit. We also:



- Identify and assess the risks of material misstatement of the financial statements, whether due to fraud or error, design and perform audit procedures responsive to those risks, and obtain audit evidence that is sufficient and appropriate to provide a basis for our opinion. The risk of not detecting a material misstatement resulting from fraud is higher than for one resulting from error, as fraud may involve collusion, forgery, intentional omissions, misrepresentations, or the override of internal control.
- Obtain an understanding of internal control relevant to the audit in order to design audit procedures that are appropriate in the circumstances. Under section 143(3)(i) of the Act, we are also responsible for expressing our opinion on whether the Company has adequate internal financial controls with reference to financial statements in place and the operating effectiveness of such controls.
- Evaluate the appropriateness of accounting policies used and the reasonableness of accounting estimates and related disclosures made by management.
- Conclude on the appropriateness of management's use of the going concern basis of accounting and, based on the audit evidence obtained, whether a material uncertainty exists related to events or conditions that may cast significant doubt on the Company's ability to continue as a going concern. If we conclude that a material uncertainty exists, we are required to draw attention in our auditor's report to the related disclosures in the financial statements or, if such disclosures are inadequate, to modify our opinion. Our conclusions are based on the audit evidence obtained up to the date of our auditor's report. However, future events or conditions may cause the Company to cease to continue as a going concern.
- Evaluate the overall presentation, structure and content of the financial statements, including the disclosures, and whether the financial statements represent the underlying transactions and events in a manner that achieves fair presentation.

Materiality is the magnitude of misstatements in the financial statements that individually or in aggregate makes it probable that the economic decisions of a reasonably knowledgeable user of the financial statements may be influenced. We consider quantitative materiality and qualitative factors in

- (i) planning the scope of our audit work and in evaluating the results of our work and
- (ii) to evaluate the effect of any identified misstatement in the financial Statements.

We communicate with those charged with governance regarding, among other matters, the planned scope and timing of the audit and significant audit findings, including any significant deficiencies in internal control that we identify during our audit.

We also provide those charged with governance with a statement that we have complied with relevant ethical requirements regarding independence, and to communicate with them all relationships and other matters that may reasonably be thought to bear on our independence, and where applicable, related safeguards.

From the matters communicated with those charged with governance, we determine those matters that were of most significance in the audit of the financial statements of the current period and are therefore the key audit matters. We describe these matters in our auditor's report unless law or regulation precludes public disclosure about the matter or when, in extremely rare circumstances, we determine



that a matter should not be communicated in our report because the adverse consequences of doing so would reasonably be expected to outweigh the public interest benefits of such communication.

Report on Other Legal and Regulatory Requirements

1. As required by the Companies (Auditor's Report) Order, 2020 ("the Order"), issued by the Central Government of India in terms of sub-section (11) of Section 143 of the Act, we give in the **Annexure "A"** a statement on the matters specified in paragraphs 3 and 4 of the Order.
2. As required by Section 143(3) of the Act, based on our audit we report that:
 - a) We have sought and obtained all the information and explanations which to the best of our knowledge and belief were necessary for the purposes of our audit.
 - b) In our opinion, proper books of account as required by law have been kept by the Company so far as it appears from our examination of those books.
 - c) The Balance Sheet, the Statement of Profit & Loss including the Statement of Other Comprehensive Income, the statement of Cash Flows and Statement of Changes in Equity dealt with by this Report are in agreement with the books of account.
 - d) In our opinion, the aforesaid financial statements comply with the Ind As specified under Section 133 of the Act.
 - e) On the basis of the written representation received from the directors as on March 31, 2025 taken on record by the Board of Directors, none of the directors is disqualified as on March 31, 2025 from being appointed as a director in terms of Section 164(2) of the Act;
 - f) With respect to the adequacy of the internal financial controls with reference to financial statements and the operating effectiveness of such controls, refer to our separate Report in **Annexure "B"** to this report. Our report expresses an unmodified opinion on the adequacy and operating effectiveness of the Company's internal financial controls with reference to financial statements.
 - g) In our opinion and according to the information and explanations given to us, the limit prescribed by section 197 for maximum permissible managerial remuneration is not applicable to a private limited company.
 - h) With respect to the other matters to be included in the Auditor's Report in accordance with the Rule 11 of the Companies (Audit and Auditors) Rules, 2014, as amended in our opinion and to the best of our information and according to the explanations given to us:
 - (i) The Company has disclosed the impact of pending litigations on its financial position in its financial statements - Refer Note 33 to the financial statements.
 - (ii) The Company did not have any long-term contracts including derivative contracts, which could result in any material foreseeable losses.
 - (iii) There were no amounts which were required to be transferred to the Investor Education and Protection Fund by the Company during the year ended March 31, 2025.
 - (iv) (a) The management has represented that, to the best of its knowledge and belief, no funds have been advanced or loaned or invested (either from borrowed funds or share premium or any other sources or kind of funds) by the Company to or in any other person(s) or entity(ies), including foreign entities ("Intermediaries"), with the understanding, whether recorded in writing or otherwise, that the Intermediary shall, directly or indirectly lend or invest in other persons or entities identified in any manner whatsoever by or on behalf of the Company ("Ultimate Beneficiaries") or provide any guarantee, security or the like on behalf of the Ultimate Beneficiaries.



b) The management has represented that, to the best of its knowledge and belief, no funds have been received by the Company from any person(s) or entity(ies), including foreign entities ("Funding Parties"), with the understanding, whether recorded in writing or otherwise, that the Company shall, directly or indirectly, lend or invest in other persons or entities identified in any manner whatsoever by or on behalf of the Funding Party ("Ultimate Beneficiaries") or provide any guarantee, security or the like on behalf of the Ultimate Beneficiaries; and

(c) Based on the audit procedures that were considered reasonable and appropriate in the circumstances, nothing has come to our notice that has caused us to believe that the representations under sub-clause (iv)(a) and (iv) (b) contain any material misstatement.

(v) The company has not declared or paid any dividend during the year in contravention of the provisions of section 123 of the Companies Act, 2013.

(vi) Based on our on our examination which included test checks, the Company has used an accounting software for maintaining its books of account which has a feature of recording audit trail (edit log) facility and the same has operated throughout the year for all relevant transactions recorded in the software. Further, during the course of our audit, we did not come across any instance of audit trail feature being tampered with. Additionally, where audit trail (edit log) facility was enabled and operated in the previous year, the audit trail has been preserved by the Company as per the statutory requirements for record retention.

For Jeswani & Rathore
Chartered Accountants
(FRN: 104202W)



Khubilal G Rathore
(Partner)
M.No: 012807
UDIN: 25012807BMLXLF6826
Place: Mumbai
Date: May 22, 2025

JESWANI & RATHORE

CHARTERED ACCOUNTANTS

408/C, NIRANJAN, 99, MARINE DRIVE, MUMBAI-400 002

TEL NO: +91 22 22816968/ 22834451/ 40066968

Email: jeswani.rathore@gmail.com

Annexure "A" to the Independent Auditor's Report of even date on the Financial Statements of Cello Houseware Private Limited

(Referred to in paragraph 1 under 'Report on Other Legal and Regulatory Requirements' of our report of even date)

(i) In respect of the Company's Property, Plant and Equipment and Intangible Assets:

(a) The Company has maintained proper records showing full particulars, including quantitative details and situation of Property, Plant and Equipment and relevant details of right-of-use assets.

(b) The Company has maintained proper records showing full particulars of Intangible assets.

(c) The Company has a phased program for physical verification of the Property, plant and equipment and right-of-use assets for all locations. In our opinion, the frequency of verification is reasonable considering the size of the Company and nature of its assets. Physical verification of the assets has been carried out during the year pursuant to the program in that respect and no material discrepancies were noticed on such verification.

(d) With respect to immovable properties (other than properties where the Company is the lessee and the lease agreements are duly executed in favour of the Company) disclosed in the Financial Statements included in Property, Plant and Equipment, according to the information and explanations given to us and the records examined by us, we report that, the title deeds, of such immovable properties which are freehold, are held in the name of the Company, as at the balance sheet date.

(e) The Company has not revalued its Property, Plant and Equipment(including right-of-use assets) and Intangible assets during the year.

(f) No proceedings have been initiated during the year or are pending against the Company as at March 31, 2025 for holding any benami property under the Benami Transactions (Prohibition) Act, 1988 (as amended in 2016) and rules made thereunder.

(ii) In respect of its inventories:

(a) The inventories, except for goods-in-transit, were physically verified during the year by the Management at reasonable intervals. In our opinion and based on the information and explanation given to us, the coverage and procedure of such verification by the management is appropriate having regard to the size of the Company and the nature of its operations. In respect of goods-in-transit, the goods have been received after the year end. No discrepancies of 10% or more in the aggregate for each class of inventories were noticed on such physical verification of inventories when compared with books of account.

(b) According to the information and explanations given to us, at any point of time of the year, the Company has not been sanctioned any working capital facility from banks or financial institutions on the basis of security of current assets, and hence reporting under clause 3 (ii)(b) of the Order is not applicable.



- (iii) According to the information and explanations given to us and on the basis of our examination of the records, the Company has not made any investments in, provided guarantee or security or granted any loans and advances in the nature of loans, secured or unsecured, to companies, firms, limited liability partnerships or any other parties during the year and hence reporting under clause 3(iii) of the Order is not applicable.
- (iv) According to the information and explanations given to us and on the basis of our examination of the records, the Company has not given any loans, or provided any guarantee or security as specified under section 185 and 186 of the Companies Act, 2013 and hence reporting under clause 3(iv) of the Order is not applicable.
- (v) The Company has neither accepted any deposits from the public nor accepted any amounts which are deemed to be deposits within the meaning of sections 73 to 76 of the Companies Act and the rules made thereunder and hence reporting under clause 3(v) of the Order is not applicable.
- (vi) The maintenance of cost records has not been specified for the activities of the Company by the Central Government under section 148(1) of the Companies Act, 2013.
- (vii) In respect of statutory dues: -

(a) Undisputed statutory dues, including Goods and Service Tax, Provident Fund, Employees' State Insurance, Income Tax, Sales Tax, Service Tax, duty of Custom, duty of Excise, Value added tax, cess and other material statutory dues applicable to the Company have generally been regularly deposited by it with the appropriate authorities in all cases during the year.

There were no undisputed amounts payable in respect of Goods and Service tax, Provident Fund, Employees' State Insurance, Income-tax, Sales Tax, Service Tax, duty of Custom, duty of Excise, Value Added Tax, cess and other material statutory dues in arrears as at March 31, 2025 for a period of more than six months from the date they became payable.

(b) There are no statutory dues referred in sub-clause (a) above which have not been deposited on account of disputes as on March 31, 2025 except the following statutory dues relating to Sales Tax and Value Added Tax which have not been deposited on account of any dispute.

Name of the Statute	Name of the dispute	Amount (In Rs)	Period to which the amount relates	Forum where the dispute is pending
Central Sales Tax Act, 1956	Central Sales Tax	1,90,00,179	2016-17	Joint Commissioner (Appeals), Excise and Taxation Department, Uttarakhand

- (viii) There were no transactions relating to previously unrecorded income that were surrendered or disclosed as income in the tax assessments under the Income Tax Act, 1961 (43 of 1961) during the year.
- (ix) (a) The Company has not defaulted in repayment of loan or other borrowings or in the payment of interest thereon to any banks and related parties during the year.
- (b) The Company has not been declared a willful defaulter by any bank or financial institution or government or government authority.



- (c) The Company has not taken any term loan during the year and there are no unutilised term loans at the beginning of the year and hence, reporting under clause 3 (ix)(c) of the Order is not applicable.
- (d) On an overall of examination of the financial statement of the Company, we report that no funds raised on short term basis have, prima facie, not been used during the year for long term purpose by the Company.
- (e) On an overall examination of the financial statements of the Company, the Company has not taken any funds from any entity or person on account of or to meet the obligations of its subsidiaries or associate.
- (f) The Company has not raised any funds during the year on the pledge of securities held in its subsidiaries, joint ventures or associates Companies and hence reporting under clause 3(ix)(f) of the Order is not applicable.
- (x) (a) The Company has not raised any moneys by way of initial public offer or further public offer (including debt instruments) during the year and hence reporting under clause 3(x)(a) of the Order is not applicable.
- (b) The Company has not made any preferential allotment or private placement of shares or fully or partly convertible debentures during the year and hence reporting under clause 3(x)(b) of the Order is not applicable.
- (xi) (a) To the best of our knowledge, no fraud by the Company and no material fraud on the Company by its officers or employees has been noticed or reported during the year.
- (b) To the best of our knowledge, no report under sub-section (12) of section 143 of the Companies Act has been filed in Form ADT-4 as prescribed under rule 13 of Companies (Audit and Auditors) Rules, 2014 with the Central Government, during the year and upto the date of this report.
- (c) As represented to us by the Management, there were no whistle blower complaints received by the Company during the year.
- (xii) The Company is not a Nidhi Company as per the provisions of the Companies Act, 2013 and hence reporting under clause 3(xii) of the Order is not applicable.
- (xiii) In our opinion, the Company is in compliance with section 177 and 188 of the Companies Act, where applicable, for all transactions with the related parties and the details of related party transactions have been disclosed in the financial statements etc. as required by the applicable accounting standards.
- (xiv) In our opinion, the Company has an internal audit system commensurate with the size and nature of its business. However, the provisions of Section 138 of the Companies Act, 2013 relating to the appointment of an internal auditor are not applicable to the Company. Hence, reporting under Clause 3(xiv) of the Order is not applicable.
- (xv) In our opinion, during the year, the Company has not entered into any non-cash transactions with its Directors or persons connected with them and hence provisions of section 192 of the Act are not applicable to the Company.
- (xvi) (a) The Company is not required to be registered under Section 45 IA of the Reserve Bank of India Act, 1934. Hence, reporting under clause 3(xvi)(a), (b) and (c) of the Order is not applicable.
- (d) There is no core investment company within the Group (as defined in the Core Investment Companies (Reserve Bank) Directions, 2016) and accordingly requirement to report on Clause 3(xvii)(d) of the Order is not applicable.



- (xvii) The Company has not incurred cash losses during the financial year covered by our audit and the immediately preceding financial year.
- (xviii) There has been no resignation of statutory auditor during the year and accordingly requirement to report on Clause 3(xviii) of the Order is not applicable.
- (xix) On the basis of the financial ratios, ageing and expected dates of realization of financial assets and payment of financial liabilities, other information accompanying the financial statements and our knowledge of the Board of Directors and Management plans and based on our examination of the evidence supporting the assumptions, nothing has come to our attention, which causes us to believe that any material uncertainty exists as on the date of the audit report indicating that Company is not capable of meeting its liabilities existing at the date of balance sheet as and when they fall due within a period of one year from the balance sheet date. We, however, state that this is not an assurance as to the future viability of the Company. We further state that our reporting is based on the facts up to the date of the audit report and we neither give any guarantee nor any assurance that all liabilities falling due within a period of one year from the balance sheet date, will get discharged by the Company as and when they fall due.
- (xx) The Company has fully spent the required amount towards Corporate Social Responsibility (CSR) and there are no unspent CSR amount for the year requiring a transfer to a Fund specified in Schedule VII to the Companies Act or special account in compliance with the provision of sub-section (6) of section 135 of the said Act. Accordingly, reporting under clause 3 (xx) of the Order is not applicable for the year.

For Jeswani & Rathore
Chartered Accountants
(FRN: 104202W)



Khubilal G. Rathore
(Partner)

M.No: 012807

UDIN: 25012807BMLXLF6826

Place: Mumbai

Date: May 22, 2025

JESWANI & RATHORE

CHARTERED ACCOUNTANTS

408/C, NIRANJAN, 99, MARINE DRIVE, MUMBAI-400 002

TEL NO: +91 22 22816968/ 22834451/ 40066968

Email: jeswani.rathore@gmail.com

Annexure B to the Independent Auditor's Report of even date on the Financial Statements of Cello Houseware Private Limited

(Referred to in paragraph 2 (f) under 'Report on Other Legal and Regulatory Requirements' of our report of even date)

Report on the Internal Financial Controls under Clause (i) of Sub-section 3 of Section 143 of the Companies Act, 2013 ("the Act")

We have audited the internal financial controls with reference to Financial Statements of **Cello Houseware Private Limited** ("the Company") as of March 31, 2025, in conjunction with our audit of the Financial Statements of the Company for the year ended on that date.

Management's Responsibility for Internal Financial Controls

The Company's management is responsible for establishing and maintaining internal financial controls with reference to Financial statements based on the internal control criteria established by the Company considering the essential components of internal control stated in the Guidance Note on Audit of Internal Financial Controls Over Financial Reporting issued by the Institute of Chartered Accountants of India ("ICAI"). These responsibilities include the design, implementation and maintenance of adequate internal financial controls that were operating effectively for ensuring the orderly and efficient conduct of its business, including adherence to the Company's policies, the safeguarding of its assets, the prevention and detection of frauds and errors, the accuracy and completeness of the accounting records, and the timely preparation of reliable financial information, as required under the Companies Act, 2013.

Auditor's Responsibility

Our responsibility is to express an opinion on the Company's internal financial controls with reference to these Financial statements based on our audit. We have conducted our audit in accordance with the Guidance Note on Audit of Internal Financial Controls Over Financial Reporting (the "Guidance Note") issued by ICAI and the Standards on Auditing, as specified under section 143(10) of the Act, to the extent applicable to an audit of internal financial controls with reference to Financial Statements. Those Standards and the Guidance Note require that we comply with ethical requirements and plan and perform the audit to obtain reasonable assurance about whether adequate internal financial controls with reference to these financial statements was established and maintained and if such controls operated effectively in all material respects.

Our audit involves performing procedures to obtain audit evidence about the adequacy of the internal financial controls with reference to these financial statements and their operating effectiveness. Our audit of internal financial controls with reference to financial statements included obtaining an understanding of internal financial controls with reference to these financial statements, assessing the risk that a material weakness exists, and testing and evaluating the design and operating effectiveness of internal control based



on the assessed risk. The procedures selected depend on the auditor's judgement, including the assessment of the risks of material misstatement of the financial statements, whether due to fraud or error.

We believe that the audit evidence we have obtained is sufficient and appropriate to provide a basis for our audit opinion on the Company's internal financial controls with reference to these financial statements

Meaning of Internal Financial Controls with reference to these Financial Statements

A company's internal financial controls with reference to financial statements is a process designed to provide reasonable assurance regarding the reliability of financial reporting and the preparation of financial statements for external purposes in accordance with generally accepted accounting principles. A company's internal financial controls with reference to financial statements includes those policies and procedures that:

1. pertain to the maintenance of records that, in reasonable detail, accurately and fairly reflect the transactions and dispositions of the assets of the company;
2. provide reasonable assurance that transactions are recorded as necessary to permit preparation of financial statements in accordance with generally accepted accounting principles, and that receipts and expenditures of the company are being made only in accordance with authorisations of management and directors of the company and;
3. provide reasonable assurance regarding prevention or timely detection of unauthorised acquisition, use, or disposition of the company's assets that could have a material effect on the financial statements.

Inherent Limitations of Internal Financial Controls with reference to these Financial Statements

Because of the inherent limitations of internal financial controls with reference to financial statements, including the possibility of collusion or improper management override of controls, material misstatements due to error or fraud may occur and not be detected. Also, projections of any evaluation of the internal financial controls with reference to Financial statements to future periods are subject to the risk that the internal financial control with reference to Financial statements may become inadequate because of changes in conditions, or that the degree of compliance with the policies or procedures may deteriorate.

Opinion

In our opinion, to the best of our information and according to the explanations given to us, the Company has, in all material respects, an adequate internal financial controls with reference to these financial statements and such internal financial controls with reference to financial statements were operating effectively as at March 31, 2025, based on the internal control over financial reporting criteria established by the Company considering the essential components of internal control stated in the Guidance Note on Audit of Internal Financial Controls Over Financial Reporting issued by the ICAI.

For Jeswani & Rathore

Chartered Accountants

(FRN: 104202W)



Khubilal G. Rathore

(Partner)

M.No: 012807

UDIN: 25012807BMLXLF6826

Place: Mumbai

Date: May 22, 2025

Particulars	Note no.	As at March 31, 2025	As at March 31, 2024
ASSETS			
1) Non-current assets			
a) Property, plant and equipment	4	2,067.41	2,302.30
b) Right-of-use assets	6	656.26	665.77
c) Intangible assets	5	1.50	2.06
d) Financial assets			
i) Loans	7	3.50	1.45
ii) Other financial assets	8	209.87	231.33
e) Deferred tax assets (net)	9	67.68	78.64
f) Income tax assets (net)	10	39.71	61.58
g) Other non-current assets	11	42.63	43.85
Total non-current assets		3,088.56	3,386.98
2) Current Assets			
a) Inventories	12	5,351.24	6,113.52
b) Financial assets			
i) Trade receivables	13	3,884.65	4,756.51
ii) Cash & cash equivalents	14	60.72	127.97
iii) Bank balances other than (ii) above	15	51.47	48.48
iv) Loans	7	7.55	3.82
v) Other financial assets	8	21.69	23.19
c) Other current assets	11	272.26	114.08
Total current assets		9,649.58	11,187.57
Total assets		12,738.14	14,574.55
EQUITY & LIABILITIES			
Equity			
a) Equity share capital	16	92.10	92.10
b) Other equity	17	11,816.93	8,824.84
Total equity		11,909.03	8,916.94
Liabilities			
1) Non-current liabilities			
a) Financial liabilities			
i) Lease liabilities	6	11.39	11.39
b) Provisions	18	-	-
Total non-current liabilities		11.39	11.39
2) Current liabilities			
a) Financial liabilities			
i) Borrowings	18	-	4,594.07
ii) Lease Liabilities	6.1	-	-
iii) Trade payables	19		
(a) Total outstanding dues of micro and small enterprises		345.38	593.06
(b) Total outstanding dues of creditors other than micro and small enterprises		311.64	322.30
iv) Other financial liabilities	20	0.12	16.29
b) Current tax liabilities (net)	21	-	-
c) Other current liabilities	21	160.58	120.50
Total current liabilities		817.72	5,646.22
Total equity and liabilities		12,738.14	14,574.55
The accompanying material accounting policies and notes form an integral part of the financial statement.	1-44		

In terms of our report attached of even date

For Jeswani & Rathore
Chartered Accountants
(FRN- 104202W)

Khubilal G. Rathore
Partner (M. No.: 012807)

For and on behalf of Board of Directors of
Cello Houseware Private Limited

Pradeep G. Rathod
Director
(DIN 00027527)

Pankaj G. Rathod
Director
(DIN 00027572)

Mumbai - May 22, 2025

Mumbai - May 22, 2025

Particulars		Note no.	For the year ended March 31, 2025	For the year ended March 31, 2024
	Income			
I.	Revenue From operations	22	16,518.24	17,186.30
II.	Other income	23	30.11	25.47
III.	Total Revenue (I+II)		16,548.35	17,211.77
	Expenditure			
IV.	(a) Cost of materials consumed	24	8,416.03	9,079.71
	(b) Purchases of stock-in-trade	25	167.41	78.82
	(c) Changes in inventories of finished goods, semi finished goods and stock-in-trade	26	702.38	(155.39)
	(d) Employee benefit expense	27	795.26	797.79
	(e) Finance costs	28	1.40	1.35
	(f) Depreciation and amortisation expense	29	393.61	642.31
	(g) Other expenses	30	2,052.16	2,042.71
	Total expenditure		12,528.25	12,487.30
V.	Profit before tax (III-IV)		4,020.10	4,724.47
VI.	Tax expenses	31		
	(a) Current tax		1,019.77	1,259.20
	(b) Deferred tax charge / (credit)		10.27	(50.18)
	Total tax expenses		1,030.04	1,209.02
VII.	Profit after tax (V-VI)		2,990.06	3,515.45
VIII.	Other comprehensive income / (loss)			
	Items that will not be reclassified subsequently to profit or loss:			
	i) Remeasurement of net defined benefit liability		2.71	27.42
	ii) Income tax relating to above		(0.68)	(6.90)
	Other comprehensive income for the year, net of tax		2.03	20.52
	Total comprehensive income for the year (VII+VIII)		2,992.09	3,535.97
IX.	Earning per share of face value of ₹ 10/- each	32		
	Basic (in ₹)		324.65	381.70
	Diluted (in ₹)		324.65	381.70
	The accompanying material accounting policies and notes form an integral part of the financial statement.	1-44		

In terms of our report attached of even date

For Jeswani & Rathore
Chartered Accountants
(FRN- 104202W)

Khubilal G. Rathore
Partner (M. No.: 012807)

Mumbai - May 22, 2025

For and on behalf of Board of Directors of
Cello Houseware Private Limited

Pradeep G. Rathod
Director
(DIN 00027527)

Pankaj G. Rathod
Director
(DIN 00027572)

Mumbai - May 22, 2025

Particulars	For the year ended March 31, 2025	For the year ended March 31, 2024
Cash flows from operating activities		
Profit before tax	4,020.10	4,724.47
Adjustments for:		
Depreciation and amortization expense	393.61	642.31
Bad Debts written off Recovered	(6.00)	(5.84)
Sundry balances written off	0.01	-
Profit on sale of property, plant and equipment (net)	-	(0.47)
Sundry credit balances written back	(6.75)	-
Interest on lease liability	1.01	1.01
Finance cost	-	0.34
Rental income	(2.48)	-
Interest income	(14.88)	(16.68)
Operating profit before working capital changes	4,384.62	5,345.14
Movements in working capital:		
(Increase) / Decrease in trade receivables	877.68	(2,756.14)
(Increase) / Decrease in other non current assets	5.07	(0.23)
(Increase) / Decrease in other non current financial assets	(1.59)	(11.24)
Decrease in other current financial assets	(6.22)	63.25
(Increase) / Decrease in other current assets	(76.08)	(55.48)
(Increase) in inventories	762.28	(830.10)
(Decrease) in trade payables	(333.69)	(160.68)
(Decrease) in financial liabilities	-	-
(Decrease) in other liabilities	40.25	(20.10)
(Decrease) in current provisions	-	-
Increase / (Decrease) in non-current provisions	3.59	11.85
Cash generated from operations	5,655.91	1,586.27
Income taxes paid	(997.89)	(1,227.45)
Net cash inflow / (outflow) from operating activities (A)	4,658.02	358.82
Cash flows from investing activities		
Purchase of property, plant and equipment including capital advances	(169.55)	(580.87)
Sale of property, plant and equipment	-	3.75
Rental income	2.48	-
(Investment in) / Proceeds from bank deposits (net)	36.88	3.59
Net cash (outflow) / inflow from investing activities (B)	(130.19)	(573.53)
Cash flows from financing activities		
Loan taken from related parties	4,594.08	-
Loan repaid to related parties	(9,188.15)	-
Repayment of lease obligation	(1.01)	(1.01)
Net cash (outflow) / inflow from financing activities (C)	(4,595.08)	(1.01)
Net (decrease) / increase in cash and cash equivalents (A+B+C)	(67.25)	(215.72)
Cash and cash equivalents at the beginning of the year	127.97	343.69
Cash and cash equivalents at the end of the year	60.72	127.97
Reconciliation of cash and cash equivalents as per the cash flow statement		
Cash and cash equivalents (Refer note 14)	60.72	127.97
Balance as per statement of cash flows	60.72	127.97

The accompanying material accounting policies and notes form an integral part of the financial statement.

1-44

In terms of our report attached of even date

For Jeswani & Rathore
Chartered Accountants
(FRN- 104202W)




Khubilal G. Rathore
Partner (M. No.: 012807)

Mumbai - May 22, 2025

For and on behalf of Board of Directors of
Cello Houseware Private Limited


Pradeep G. Rathod
Director
(DIN 00027527)


Pankaj G. Rathod
Director
(DIN 00027572)

Mumbai - May 22, 2025

Cello Houseware Private Limited

CIN: U25209MH2021PTC362199

Statement of changes in equity for the year ended March 31, 2025

All amounts are ₹ in lakhs unless otherwise stated

A) Equity share capital

For the year ended March 31, 2025				
Balance as at April 1, 2024	Changes in equity share capital due to prior period errors	Restated balance at April 1, 2024	Changes in equity share capital during the year	Balance as at March 31, 2025
92.10	-	92.10	-	92.10

For the year ended March 31, 2024				
Balance as at April 1, 2023	Changes in equity share capital due to prior period errors	Restated balance at April 1, 2023	Changes in equity share capital during the year	Balance as at March 31, 2024
92.10	-	92.10	-	92.10

B) Other equity

Particulars	Capital redemption reserve	Retained earnings	Other Comprehensive income	Total
Balance at April 1, 2023	7.90	5,269.69	11.28	5,288.87
Profit for the year	-	3,515.45	-	3,515.45
Remeasurement of net defined benefit liability (net of tax)	-	-	20.52	20.52
Total Comprehensive Income for the year	7.90	8,785.14	31.80	8,824.84
Balance as at March 31, 2024	7.90	8,785.14	31.80	8,824.84
Balance at April 1, 2024	7.90	8,785.14	31.80	8,824.84
Profit for the year	-	2,990.06	-	2,990.06
Remeasurement of net defined benefit liability (net of tax)	-	-	2.03	2.03
Total Comprehensive Income for the year	7.90	11,775.20	33.83	11,816.93
Balance as at March 31, 2025	7.90	11,775.20	33.83	11,816.93

The accompanying material accounting policies and notes form an integral part of the financial statement.

1-44

In terms of our report attached of even date

For Jeswani & Rathore
Chartered Accountants
(FRN- 104202W)



Khubilal G. Rathore
Partner (M. No.: 012807)

Mumbai - May 22, 2025

For and on behalf of Board of Directors of
Cello Houseware Private Limited


Pradeep G. Rathod
Director
(DIN 00027527)

Mumbai - May 22, 2025


Pankaj G. Rathod
Director
(DIN 00027572)

1. Corporate Information

Cello Houseware Private Limited ('The Company') was incorporated on June 02, 2021, with Company Identification No: **U25209MH2021PTC362199**. The registered office of the Company is located at 8th Floor, Cello House, Corporate Avenue, B Wing, Sonawala Road, Goregaon (East), Mumbai – 400 063, Maharashtra, India. The Company is engaged in the business of manufacturing and dealing in "Consumer products" namely thermoware, household and melamine products.

With effect from June 02, 2021, Cello Industries (the "erstwhile partnership firm") has been converted to Cello Houseware Private Limited. Pursuant to the provisions Chapter XXI, Part I of the Companies Act, 2013, all the assets and liabilities of the erstwhile partnership firm have been transferred to the Company.

2. Basis of preparation, measurement and material accounting policies

2.1. Basis of preparation

a) Statement of compliance

These financial statements have been prepared in accordance with the Indian Accounting Standards (referred to as "Ind AS") as prescribed under section 133 of the Companies Act, 2013 ("the Act") read with the Companies (Indian Accounting Standards) Rules as amended from time to time.

b) Current versus non-current classification

The Company presents assets and liabilities in the Balance Sheet based on current/ non-current classification.

An asset is treated as current when it is:

- I. Expected to be realized or intended to be sold or consumed in normal operating cycle.
- II. Held primarily for the purpose of trading.
- III. Expected to be realized within twelve months after the reporting period, or
- IV. Cash or cash equivalent unless restricted from being exchanged or used to settle a liability for at least twelve months after the reporting period. All other assets are classified as non-current.

A liability is current when:

- I. It is expected to be settled in a normal operating cycle.
- II. It is held primarily for the purpose of trading
- III. It is due to be settled within twelve months after the reporting period, or
- IV. There is no unconditional right to defer the settlement of the liability for at least twelve months after the reporting period.

Deferred tax assets and liabilities are classified as non-current assets and liabilities. Advance tax paid is classified as non-current assets.



c) Operating cycle

All assets and liabilities have been classified as current or non-current as per the Company's normal operating cycle and other criteria set out in the Schedule III to the Companies Act 2013. Based on the nature of services and the time taken between acquisition of assets for processing and their realization in cash and cash equivalents, the Company has ascertained its operating cycle as twelve months for the purpose of the classification of assets and liabilities into current and non-current.

2.2. Basis of measurement

a) Basis of accounting

The Company maintains its accounts on accrual basis following historical cost convention, except for certain assets and liabilities that are measured at fair value in accordance with Ind AS. Fair value measurements are categorized as below based on the degree to which the inputs to the fair value measurements are observable and the significance of the inputs to the fair value measurement in its entirety:

- I. Level 1 inputs are quoted prices (unadjusted) in active markets for identical assets or liabilities that the Company can access at measurement date;
- II. Level 2 inputs are inputs, other than quoted prices included in level 1, that are observable for the asset or liability, either directly or indirectly; and
- III. Level 3 inputs are unobservable inputs for the valuation of assets or liabilities.

Above levels of fair value hierarchy are applied consistently and generally, there are no transfers between the levels of the fair value hierarchy unless the circumstances change warranting such transfer.

Further information about the assumptions made in measuring fair values is included in the following notes:

- Financial instruments

b) Use of estimates and judgements

In preparing these Financial Statements, management has made judgements, estimates and assumptions that affect the application of accounting policies and the reported amounts of assets, liabilities, income and expenses. Actual results may differ from these estimates.

Estimates and underlying assumptions are reviewed on an ongoing basis. Revisions to accounting estimates are recognised prospectively in the Statement of Profit and Loss in the year in which the estimates are revised and in any future periods affected.

The areas involving critical estimates or judgements are:

- i. Determination of useful lives of property, plant and equipment and intangibles
- ii. Impairment test of non-financial assets
- iii. Recognition of deferred tax assets
- iv. Recognition and measurement of provisions and contingencies
- v. Fair value of financial instruments



- vi. Impairment of financial assets
- vii. Measurement of defined benefit obligations
- viii. Revenue recognition
- ix. Determination of incremental borrowing rate for leases

2.3. Significant accounting policies

a) Property, Plant and Equipment:

Recognition and measurement:

Items of property, plant and equipment are measured at cost less accumulated depreciation and any accumulated impairment losses.

The cost of an item of property, plant and equipment comprises its purchase price, including import duties and non-refundable purchase taxes (after deducting trade discounts and rebates), any directly attributable costs of bringing the asset to its working condition for its intended use and estimated costs of dismantling and removing the item and restoring the item and restoring the site on which it is located.

If significant parts of an item of property, plant and equipment have different useful lives, then they are accounted for as separate items (major components) of property, plant and equipment.

Any gain or loss on derecognition of an item of property, plant and equipment is included in the Statement of Profit and Loss when the item is derecognised.

Subsequent expenditure:

Subsequent costs are included in the assets carrying amount or recognised as a separate asset, as appropriate only if it is probable that the future economic benefits associated with the item will flow to the Company and that the cost of the item can be reliably measured.

The carrying amount of any component accounted for as a separate asset is derecognised when replaced. All other repairs and maintenance are charged to the Statement of Profit and Loss during the reporting year in which they are incurred.

Depreciation:

Depreciation on property, plant and equipment, is provided under the written down value method in the manner prescribed under Schedule II of the Act.

For certain items of Property, Plant and Equipment, the Company depreciates over estimated useful life which are different from the useful lives prescribed under Schedule II to the Companies Act, 2013 which is based upon technical assessment made by the technical expert and management estimate. The management believes that these estimated useful lives are realistic and reflect fair approximation of the period over which the assets are likely to be used. The estimated useful lives, residual values, and depreciation method are reviewed at the end of each reporting period, with the effect of any changes in estimate accounted for on prospective basis



Category of property, plant and equipment	Estimated useful life of property, plant and equipment (Years)
Computers	3 Years
Office Equipment	15 Years
Furniture & Fixtures	10 Years
Vehicle	8 Years
Plant & Machinery	15 Years
Plant & Machinery -Fire Extinguishers & System	5 Years
Moulds, Dies & Jigs	8 Years
Electric Installations	10 Years
Building - Office Premises	60 Years
Building - Factory	30 Years

Leasehold land is amortized over the period of lease. Buildings constructed on leasehold land are depreciated based on the useful life specified in Schedule II to the Companies Act, 2013, where the lease period of land is beyond the life of the building. In other cases, buildings constructed on leasehold land is amortized over the primary lease period of the land.

Depreciation on property, plant and equipment which are added / disposed of during the year, is provided on pro-rata basis with reference to the date of addition / deletion.

b) Capital work in progress and Capital advances:

Cost of assets not ready for intended use, as on the end of the reporting period, is shown as capital work in progress.

Advances given towards acquisition of fixed assets outstanding at end of each reporting period are disclosed as other non-current assets.

c) Intangible Assets:

Intangible assets with finite useful lives that are acquired separately are carried at cost less accumulated amortisation and accumulated impairment losses. Intangible assets with indefinite useful lives that are acquired separately are carried at cost less accumulated impairment losses. Internally generated intangibles, excluding eligible development costs are not capitalized and the related expenditure is reflected in the profit and loss in the period in which the expenditure is incurred.


Amortization:

Amortisation is recognised on a written down value basis over their estimated useful lives. The estimated useful life and amortisation method are reviewed at the end of each reporting period, with the effect of any changes in estimate being accounted for on a prospective basis.

The estimated useful lives as mentioned below:

Description of the asset	Estimated Useful Life (Years)
Software	3 Years
Designs and Patents	10 Years

Gains or losses arising from de-recognition of an intangible asset are measured as the difference between the net disposal proceeds and the carrying amount of the asset and are recognized in the Statement of Profit and Loss when the asset is derecognized.



d) Impairment of non-financial assets:

At each reporting date, the Company reviews the carrying amounts of its property, plant and equipment, and intangible assets to determine whether there is any indication that those assets have suffered an Impairment loss. If any such indication exists, the recoverable amount of the asset is estimated to determine the extent of the impairment loss (if any). Where the asset does not generate cash flows that are independent from other assets, the Company estimates the recoverable amount of the cash-generating unit to which the asset belongs. When a reasonable and consistent basis of allocation can be identified, corporate assets are also allocated to individual cash-generating units, or otherwise they are allocated to the smallest Company of cash-generating units for which a reasonable and consistent allocation basis can be identified.

Recoverable amount is the higher of fair value less costs of disposal and value in use. In assessing value in use, the estimated future cash flows are discounted to their present value using a pre-tax discount rate that reflects current market assessments of the time value of money and the risks specific to the asset for which the estimates of future cash flows have not been adjusted.

If the recoverable amount of an asset (or cash-generating unit) is estimated to be less than its carrying amount, the carrying amount of the asset (or cash-generating unit) is reduced to its recoverable amount. An impairment loss is recognised immediately in the Statement of Profit and Loss, unless the relevant asset is carried at a revalued amount, in which case the impairment loss is treated as a revaluation decrease and to the extent that the impairment loss is greater than the related revaluation surplus, the excess impairment loss is recognised in the Statement of Profit and Loss.

Where an impairment loss subsequently reverses, the carrying amount of the asset (or cash-generating unit) is increased to the revised estimate of its recoverable amount, but so that the increased carrying amount does not exceed the carrying amount that would have been determined had no impairment loss been recognised for the asset (or cash-generating unit) in prior years. A reversal of an impairment loss is recognised immediately in the Statement of Profit and Loss to the extent that it eliminates the impairment loss which has been recognised for the asset in prior years. Any increase in excess of this amount is treated as a revaluation increase.

e) Leases:

As a Lessee:

The Company assesses whether a contract is or contains a lease, at inception of a contract. A contract is, or contains, a lease if the contract conveys the right to control the use of an identified asset for a period of time in exchange for consideration.

To assess whether a contract conveys the right to control the use of an identified asset, the Company assesses whether:

- I. the contract involves the use of an identified asset
- II. the Company has substantially all of the economic benefits from use of the asset through the period of the lease and
- III. the Company has the right to direct the use of the asset.

The Company recognises a right-of-use asset and a corresponding lease liability with respect to



all lease agreements in which it is the lessee, except for short-term leases (defined as leases with a lease term of 12 months or less) and leases of low value assets. For these leases, the Company recognises the lease payments as an operating expense on a straight-line basis over the term of the lease unless another systematic basis is more representative of the time pattern in which economic benefits from the leased asset are consumed

Certain lease arrangements include the options to extend or terminate the lease before the end of the lease term. ROU assets and lease liabilities includes these options when it is reasonably certain that they will be exercised.

The lease liability is initially measured at amortised cost at the present value of the lease payments that are not paid at the commencement date, discounted by using the interest rate implicit in the lease or, if not readily determinable, using the incremental borrowing rate.

Lease payments included in the measurement of the lease liability comprise:

- I. fixed lease payments (including in-substance fixed payments), less any lease incentives;
- II. variable lease payments that depend on an index or rate, initially measured using the index or rate at the commencement date;
- III. the amount expected to be payable by the lessee under residual value guarantees;
- IV. the exercise price of purchase options, if the lessee is reasonably certain to exercise the options; and
- V. payments of penalties for terminating the lease, if the lease term reflects the exercise of an option to terminate the lease.

The lease liability is presented as a separate line in the Balance Sheet. The lease liability is subsequently measured by increasing the carrying amount to reflect interest on the lease liability (using the effective interest method) and by reducing the carrying amount to reflect the lease payments made. The Company remeasures the lease liability (and makes a corresponding adjustment to the related right-of-use asset) whenever:

- I. the lease term has changed or there is a change in the assessment of exercise of a purchase option, in which case the lease liability is remeasured by discounting the revised lease payments using a revised discount rate.
- II. the lease payments change due to changes in an index or rate or a change in expected payment under a guaranteed residual value, in which cases the lease liability is remeasured by discounting the revised lease payments using the initial discount rate (unless the lease payments change is due to a change in a floating interest rate, in which case a revised discount rate is used).
- III. a lease contract is modified, and the lease modification is not accounted for as a separate lease, in which case the lease liability is remeasured by discounting the revised lease payments using a revised discount rate.

The right-of-use assets are presented as a separate line in the Balance Sheet. The right-of-use assets are initially recognised at cost which comprises of the initial measurement of the corresponding lease liability, lease payments made at or before the commencement day and any initial direct costs less any lease incentives. They are subsequently measured at cost less accumulated depreciation and impairment losses. Whenever the Company incurs an obligation for costs to dismantle and remove a leased asset, restore the site on which it is located or restore the underlying asset to the condition required by the terms and conditions of the lease,



a provision is recognised and measured. The costs are included in the related right-of-use asset, unless those costs are incurred to produce inventories.

Right-of-use assets are depreciated over the shorter period of lease term and useful life of the underlying asset. If a lease transfers ownership of the underlying asset or the cost of the right-of-use asset reflects that the Company expects to exercise a purchase option, the related right-of-use asset is depreciated over the useful life of the underlying asset. The depreciation starts at the commencement date of the lease.

As a Lessor:

At the inception of the lease the Company classifies each of its leases as either an operating lease or a finance lease. The Company recognises lease payments received under operating leases as income on a straight-line basis over the lease term. In case of a finance lease, finance income is recognised over the lease term based on a pattern reflecting a constant periodic rate of return on the lessor's net investment in the lease. When the Company is an intermediate lessor it accounts for its interests in the head lease and the sub-lease separately. It assesses the lease classification of a sub-lease with reference to the right-of-use asset arising from the head lease, not with reference to the underlying asset. If a head lease is a short-term lease to which the Company applies the exemption described above, then it classifies the sub-lease as an operating lease.

The Company applied Ind AS 116 "Leases" to all lease contracts, except those which are exempted under this standard, using the modified retrospective approach, on the date of initial application.

Following is the summary of practical expedients elected on initial application (on a lease-by-lease basis):

1. Applied a single discount rate to a portfolio of leases of similar assets in similar economic environment with a similar end date
2. Applied the exemption not to recognize ROU assets and liabilities for leases with less than 12 months of lease term on the date of initial application
3. Used hindsight, such as in determining the lease term if the contract contains options to extend or terminate the lease.

f) Inventories:

Inventories of finished goods are stated at the lower of cost and net realizable value. Cost comprises direct materials and, where applicable, direct labour costs and those overheads that have been incurred in bringing the inventories to their present location and condition. Cost is calculated using the weighted moving average method. Net realizable value represents the estimated selling price less all estimated costs of completion and costs to be incurred in marketing, selling and distribution.

g) Cash and cash equivalents:

Cash and cash equivalent in the Balance Sheet and Statement of Cash Flows comprise cash at banks, cash on hand and short-term deposits with an original maturity of three months or less, which are subject to an insignificant risk of changes in value.



h) Financial instruments

A financial instrument is any contract that gives rise to a financial asset of one entity and a financial liability or equity instrument of another entity. Financial instruments also include derivative contracts.

Financial assets

Initial recognition and measurement

Financial assets are initially recognised when the Company becomes a party to the contractual provisions of the instrument. All financial assets other than those measured subsequently at fair value through profit and loss, are recognised initially at fair value plus transaction costs that are attributable to the acquisition of the financial asset.

Subsequent measurement:

For the purpose of subsequent measurement, financial assets are classified in the following categories:

- Amortised cost,
- Fair value through profit or loss (FVTPL)
- Fair value through other comprehensive income (FVTOCI)

on the basis of its business model for managing the financial assets and the contractual cash flow characteristics of the financial asset.

Amortised cost:

A financial instrument is measured at the Amortised cost if both the following conditions are met:

- The asset is held within a business model whose objective is to hold assets for collecting contractual cash flows, and
- Contractual terms of the asset give rise on specified dates to cash flows that are solely payments of principal and interest (SPPI) on the principal amount outstanding.

After initial measurement, such financial assets are subsequently measured at amortised cost using the effective interest rate (EIR) method.

Derecognition

A financial asset (or, where applicable, a part of a financial asset or part of a Company of similar financial assets) is primarily derecognized (i.e., removed from the Company's statement of financial position) when:

- a) The rights to receive cash flows from the asset have expired, or
- b) The Company has transferred its rights to receive cash flow from the asset.

Impairment of financial assets

In accordance with Ind-AS 109, the Company applies Expected Credit Loss ("ECL") model for measurement and recognition of impairment loss on the financial assets measured at Amortised cost and debt instruments measured at FVOCI.



Loss allowances on trade receivables are measured following the 'simplified approach' at an amount equal to the lifetime ECL at each reporting date. The Company uses historical default rates to determine impairment loss on the portfolio of trade receivables. At every reporting date these historical default rates are reviewed and changes in the forward-looking estimates are analyzed. In respect of other financial assets, the loss allowance is measured at 12-month ECL only if there is no significant deterioration in the credit risk since initial recognition of the asset or asset is determined to have a low credit risk at the reporting date.

Financial liabilities

Initial recognition and measurement:

Financial liabilities are initially recognized when the Company becomes a party to the contractual provisions of the instrument.

Financial liability is initially measured at fair value plus, for an item not at fair value through profit and loss, transaction costs that are directly attributable to its acquisition or issue.

Subsequent measurement:

Subsequent measurement is determined with reference to the classification of the respective financial liabilities.

Financial Liabilities at Fair Value through Profit or Loss (FVTPL):

A financial liability is classified as Fair Value through Profit or Loss (FVTPL) if it is classified as held-for trading or is designated as such on initial recognition. Financial liabilities at FVTPL are measured at fair value and changes therein, including any interest expense, are recognised in the Statement of Profit and Loss.

Financial Liabilities at Amortised cost:

After initial recognition, financial liabilities other than those which are classified as FVTPL are subsequently measured at Amortised cost using the effective interest rate ("EIR") method.


Amortised cost is calculated by taking into account any discount or premium and fees or costs that are an integral part of the EIR. The Amortisation done using the EIR method is included as finance costs in the Statement of Profit and Loss.

Derecognition

Financial liability is derecognised when the obligation under the liability is discharged or cancelled or expires. When an existing financial liability is replaced by another from the same lender on substantially different terms, or the terms of an existing liability are substantially modified, such an exchange or modification is treated as the derecognition of the original liability and the recognition of a new liability. The difference in the respective carrying amounts is recognised in the Statement of Profit and Loss.

Offsetting of financial instruments

Financial assets and financial liabilities are offset, and the net amount is reported in the Balance Sheet if there is a currently enforceable legal right to offset the recognised amounts and there is an intention to settle on a net basis, or to realize the assets and settle the liabilities simultaneously.



i) Provisions, Contingent Liabilities, Contingent Assets and Commitments

A provision is recognised when the enterprise has a present obligation (legal or constructive) as a result of a past event and it is probable that an outflow of resources embodying economic benefits will be required to settle the obligation, in respect of which a reliable estimate can be made. These are reviewed at each balance sheet date and adjusted to reflect the current management estimates.

If the effect of the time value of money is material, provisions are determined by discounting the expected future cash flows specific to the liability. The unwinding of the discount is recognised as finance cost.

Contingent liabilities are disclosed in respect of possible obligations that arise from past events, but their existence is confirmed by the occurrence or non-occurrence of one or more uncertain future events not wholly within the control of the Company.

A contingent asset is a possible asset that arises from past events and whose existence will be confirmed only by the occurrence or non-occurrence of one or more uncertain future events not wholly within the control of the entity. Contingent assets are not recognised till the realization of the income is virtually certain. However, the same are disclosed in the Financial Statements where an inflow of economic benefit is probable.

j) Revenue recognition

Sale of goods and Services

The Company derives revenues primarily from sale of Consumer Products comprising of manufacturing and dealing in thermoware, household and melamine products.

The Company recognizes revenue when it satisfies a performance obligation in accordance with the provisions of contract with the customer. This is achieved when control of the product has been transferred to the customer, which is generally determined when title, ownership, risk of obsolescence and loss pass to the customer and the Company has the present right to payment, all of which occurs at a point in time upon shipment or delivery of the product.

The Company considers shipping and handling activities as costs to fulfil the promise to transfer the related products and the customer payments for shipping and handling costs are recorded as a component of revenue. In certain customer contracts, shipping and handling services are treated as a distinct separate performance obligation and the Company recognises revenue for such services when the performance obligation is completed.

The Company considers the terms of the contract in determining the transaction price. The transaction price is based upon the amount the entity expects to be entitled to in exchange for transferring of promised goods and services to the customer after deducting incentive programs, included but not limited to discounts, volume rebates etc.

For incentives offered to customers, the Company makes estimates related to customer performance and sales volume to determine the total amounts earned and to be recorded as deductions. The estimate is made in such a manner, which ensures that it is highly probable that a significant reversal in the amount of cumulative revenue recognised will not occur. The actual amounts may differ from these estimates and are accounted for prospectively.



No element of significant financing is deemed present as the sales are made with a credit term, which is consistent with market practice.

Revenue from rendering of services is recognized over the time by measuring the progress towards complete satisfaction of performance obligations at the reporting period.

Contract balances

Trade receivables:

A receivable represents the Company's right to an amount of consideration that is unconditional.

Contract liabilities:

A contract liability is the obligation to transfer goods or services to a customer for which the Company has received consideration (or an amount of consideration is due) from the customer. If a customer pays consideration before the Company transfers goods or services to the customer, a contract liability is recognized when the payment is made. Contract liabilities are recognized as revenue when the Company performs under the contract.

k) Other Income

Interest Income

Interest income from a financial asset is recognized when it is probable that the economic benefits will flow to the Company and the amount of income can be measured reliably. Interest income is accrued on a time basis, by reference to the principal outstanding and at the effective interest rate applicable, which is the rate that exactly discounts estimated future cash receipts through the expected life of the financial asset to that asset's net carrying amount on initial recognition.

l) Borrowing costs

Borrowing costs consist of interest and other costs that the Company incurs in connection with the borrowing of funds. Borrowing costs directly attributable to the acquisition, construction or production of an asset that necessarily takes a substantial period of time to get ready for its intended use or sale are capitalized as part of the cost of the respective asset. All other borrowing costs are charged to Statement of Profit and Loss.

m) Foreign currency

Foreign currency transactions:

Foreign currency transactions are recorded on initial recognition in the functional currency using the exchange rate at the date of the transaction.

Monetary assets and liabilities denominated in foreign currencies are translated into the functional currency at the exchange rate at the reporting date.

Exchange differences arising on the settlement or translation of monetary items are recognised in Statement of Profit and Loss in the year in which they arise.



n) Employee Benefits

Short-term Employee benefits

Liabilities for wages and salaries, bonus and ex gratia including non-monetary benefits that are expected to be settled wholly within twelve months after the end of the period in which the employees render the related service are classified as short-term employee benefits and are recognised as an expense in the Statement of Profit and Loss as the related service is provided.

Certain employees of the Company are entitled to compensated absences based on statutory provisions. The Company records an obligation for compensated absences in the period in which the employee renders the services that increases this entitlement.

A liability is recognised for the amount expected to be paid if the Company has a present legal or constructive obligation to pay this amount as a result of past service provided by the employee and the obligation can be estimated reliably.

Post-Employment Benefits

Defined Contribution Plans:

A defined contribution plan is a post-employment benefit plan under which a Company pays specified contributions to a separate entity and has no obligation to pay any further amounts. The Company makes contribution to provident fund in accordance with Employees Provident Fund and Miscellaneous Provisions Act, 1952 and Employee State Insurance. Contribution paid or payable in respect of defined contribution plan is recognised as an expense in the year in which services are rendered by the employee.

Defined Benefit Plans:

The Company's gratuity benefit scheme is a defined benefit plan. The liability is recognised in the Balance Sheet in respect of gratuity is the present value of the defined benefit/obligation at the balance sheet date less the fair value of plan assets, together with adjustments for unrecognized actuarial gain losses and past service costs. The defined benefit/obligation are calculated at balance sheet date by an independent actuary using the projected unit credit method.

Re-measurement of the net defined benefit liability, which comprise actuarial gains and losses, the return on plan assets (excluding interest) and the effect of the asset ceiling (if any, excluding interest), are recognised immediately in other comprehensive income (OCI).

o) Taxation

Income tax expense /income comprises current tax expense /income and deferred tax expense /income. It is recognised in the Statement of Profit and Loss except to the extent that it relates to items recognised directly in equity or in other comprehensive income. In which case, the tax is also recognised directly in equity or other comprehensive income, respectively.

Current tax

Current tax comprises the expected tax payable or recoverable on the taxable profit or loss for the year and any adjustment to the tax payable or recoverable in respect of previous years. It is measured at the amount expected to be paid to (recovered from) the taxation authorities using the applicable tax rates and tax laws.



Current tax assets and liabilities are offset only if,

- the Company has a legally enforceable right to set off the recognised amounts; and
- intends either to settle on a net basis, or to realize the asset and settle the liability simultaneously.

Deferred tax

Deferred tax is recognised in respect of temporary differences between the carrying amount of assets and liabilities for financial reporting purpose and the amount considered for tax purpose.

Deferred tax assets are recognised for unused tax losses, unused tax credits and deductible temporary differences to the extent that it is probable that future taxable profits will be available against which they can be utilized. Deferred tax assets are reviewed at each reporting date and are reduced to the extent that it is no longer probable that sufficient taxable profit will be available to allow the benefit of part or all of that deferred tax asset to be utilized such reductions are reversed when it becomes probable that sufficient taxable profits will be available.

Unrecognized deferred tax assets are reassessed at each reporting date and recognised to the extent that it has become probable that future taxable profits will be available against which they can be recovered.

Deferred tax is measured at the tax rates that are expected to be applied to temporary differences when they reverse, using tax rates enacted or substantively enacted by the end of the reporting year.

The measurement of deferred tax assets and liabilities reflects the tax consequences that would follow from the manner in which the Company expects, at the reporting date, to recover or settle the carrying amount of its assets and liabilities.

Deferred tax assets and liabilities are offset only if:

- the entity has a legally enforceable right to set off current tax assets against current tax liabilities; and
- the deferred tax assets and the deferred tax liabilities relate to income taxes levied by the same taxation authority on the same taxable entity.

p) Earnings per share:

Basic earnings per share is computed using the net profit or loss for the year attributable to the shareholders' and weighted average number of equity shares outstanding during the year.

For the purpose of calculating diluted earnings per share, the net profit or loss for the period attributable to equity shareholders of the company and the weighted average number of shares outstanding during the period are adjusted for the effects of all dilutive potential equity shares.

q) Fair value measurement

The Company measures financial instruments at fair value at each balance sheet date.

Fair value is the price that would be received to sell an asset or paid to transfer a liability in an orderly transaction between market participants at the measurement date. The fair value measurement is based on the presumption that the transaction to sell the asset or transfer the liability takes place either:



- I. In the principal market for the asset or liability, or
- II. In the absence of a principal market, in the most advantageous market for the asset or liability.

A fair value measurement of a non-financial asset takes into account a market participant's ability to generate economic benefits by using the asset in its highest and best use or by selling it to another market participant that would use the asset in its highest and best use.

The Company uses valuation techniques that are appropriate in the circumstances and for which sufficient data are available to measure fair value, maximizing the use of relevant observable inputs and minimizing the use of unobservable inputs.

All assets and liabilities for which fair value is measured or disclosed in the financial statements are categorized within the fair value hierarchy, described as follows, based on the lowest level input that is significant to the fair value measurement as a whole:

Level 1 — Quoted (unadjusted) market prices in active markets for identical assets or liabilities

Level 2 — Valuation techniques for which the lowest level input that is significant to the fair value measurement is directly or indirectly observable

Level 3 — Valuation techniques for which the lowest level input that is significant to the fair value measurement is unobservable.

For the purpose of fair value disclosures, the Company has determined classes of assets and liabilities on the basis of the nature, characteristics and risks of the asset or liability and the level of the fair value hierarchy as explained above.

r) Government Grant:

Grants from the government are recognized at their fair value where there is a reasonable assurance that the grant will be received and the Company will comply with all the attached conditions.

Government grants relating to income are deferred and recognized in the Statement of Profit and Loss over the period necessary to match them with the costs that they are intended to compensate and presented within other operating income. Government grant related to assets are presented by deducting the grant from the carrying amount of the asset.

s) Cash Flow Statement

Cash flows are reported using the indirect method, whereby profit / (loss) for the period is adjusted for the effects of transactions of a non-cash nature, any deferrals or accruals of past or future operating cash receipts or payments and item of income or expenses associated with investing or financing cash flows. Cash flows for the year are classified by operating, investing and financing activities.

t) Segment reporting

Operating segments are reported in a manner consistent with the internal reporting provided to the Chief Operating Decision Maker (CODM) of the Company. The CODM is responsible for allocating resources and assessing the performance of the operating segments of the Company.



u) Going concern

The directors have at the time of approving the financial statements a reasonable expectation that the Company has adequate resources to continue in operational existence for the foreseeable future. Thus, the company has applied the going concern basis of accounting in preparing the financial statements.

- v)** The material accounting policy information used in preparation of the financial statements have been discussed in the respective notes.

3. Recent Accounting Pronouncements

The Ministry of Corporate Affairs (MCA) notifies new standards or amendments to the existing standards under Companies (Indian Accounting Standards) Rules as issued from time to time. For the year ended March 31, 2025, MCA has not notified any new standards or amendments to the existing standards applicable to the Company.



4 Property, plant & equipment

Particulars	Building	Plant and Machinery	Moulds	Electric Installation	Furniture and Fixtures	Office equipment	Computers	Vehicles	Total
I. Cost/Deemed cost									
Balance as at April 1, 2023	1,470.46	956.42	631.33	39.33	47.67	8.30	6.70	70.50	3,230.71
Additions	-	163.41	425.35	-	-	-	2.69	-	591.45
Disposals, transfers and adjustments	-	-	(3.94)	-	-	-	-	-	(3.94)
Balance as at March 31, 2024	1,470.46	1,119.83	1,052.74	39.33	47.67	8.30	9.39	70.50	3,818.22
Balance as at April 1, 2024	1,470.46	1,119.83	1,052.74	39.33	47.67	8.30	9.39	70.50	3,818.22
Additions	-	12.86	134.63	-	-	-	1.16	-	148.65
Disposals, transfers and adjustments	-	-	-	-	-	-	-	-	-
Balance as at March 31, 2025	1,470.46	1,132.69	1,187.37	39.33	47.67	8.30	10.55	70.50	3,966.87
II. Accumulated depreciation									
Balance as at April 1, 2023	242.10	321.53	221.13	24.02	27.08	5.08	2.47	42.20	885.61
Depreciation expense for the year	106.31	251.36	247.48	5.20	7.23	1.21	3.04	9.14	630.97
Disposals, transfers and adjustments	-	-	(0.66)	-	-	-	-	-	(0.66)
Balance as at March 31, 2024	348.41	572.89	467.95	29.22	34.31	6.29	5.51	51.34	1,515.92
Balance as at April 1, 2024	348.41	572.89	467.95	29.22	34.31	6.29	5.51	51.34	1,515.92
Depreciation expense for the year	96.96	100.03	170.40	2.83	4.43	0.60	2.41	5.88	383.54
Disposals, transfers and adjustments	-	-	-	-	-	-	-	-	-
Balance as at March 31, 2025	445.37	672.92	638.35	32.05	38.74	6.89	7.92	57.22	1,899.46
III. Net carrying amount (I-II)									
Balance as at March 31, 2025	1,025.09	459.77	549.02	7.28	8.93	1.41	2.63	13.28	2,067.41
Balance as at March 31, 2024	1,122.05	546.94	584.79	10.11	13.36	2.01	3.88	19.16	2,302.30
Balance as at April 01, 2023	1,228.36	634.88	410.21	15.31	20.59	3.22	4.23	28.30	2,345.10

4.1 There are no impairment losses recognised during the current years and previous years.

4.2 The Company has not revalued its property, plant and equipment as on each reporting period and therefore Schedule III disclosure requirements with respect to fair value details is not applicable.

4.3 The title deeds of immovable properties (other than properties where the Company is a lessee and the lease arrangement are duly executed in the favour of the lessee) are held in the name of the Company.



5 Intangible assets

Particulars	Software	Design, Patent & Trademark	Total
I. Cost/Deemed cost			
Balance as at April 1, 2023	2.04	5.01	7.05
Additions	-	-	0.00
Disposals, transfers and adjustments	-	-	0.00
Balance as at March 31, 2024	2.04	5.01	7.05
Balance as at April 1, 2024	2.04	5.01	7.05
Additions	-	-	-
Disposals, transfers and adjustments	-	-	-
Balance as at March 31, 2025	2.04	5.01	7.05
II. Accumulated amortisation			
Balance as at April 1, 2023	1.04	2.19	3.23
Amortisation expense for the year	1.00	0.76	1.76
Disposals, transfers and adjustments	-	-	-
Balance as at March 31, 2024	2.04	2.95	4.99
Balance as at April 1, 2024	2.04	2.95	4.99
Amortisation expense for the year	-	0.56	0.56
Disposals, transfers and adjustments	-	-	-
Balance as at March 31, 2025	2.04	3.51	5.55
III. Net carrying amount (I-II)			
Balance as at March 31, 2025	-	1.50	1.50
Balance as at March 31, 2024	0.00	2.06	2.06
Balance as at April 01, 2023	1.00	2.82	3.82

5.1 The Company has not revalued its intangible assets as on each reporting year and therefore Schedule III disclosure requirements with respect to fair value details is not applicable.



6 Right-of-use assets

Particulars	Leasehold land	Total
I. Cost		
Balance as at April 1, 2023	694.42	694.42
Additions	-	-
Disposals, transfers and adjustments	-	-
Balance as at March 31, 2024	694.42	694.42
Balance as at April 1, 2024	694.42	694.42
Additions	-	-
Disposals, transfers and adjustments	-	-
Balance as at March 31, 2025	694.42	694.42
II. Accumulated depreciation		
Balance as at April 1, 2023	19.08	19.08
Depreciation expense for the year	9.57	9.57
Disposals, transfers and adjustments	-	-
Balance as at March 31, 2024	28.65	28.65
Balance as at April 1, 2024	28.65	28.65
Depreciation expense for the year	9.51	9.51
Disposals, transfers and adjustments	-	-
Balance as at March 31, 2025	38.16	38.16
III. Net carrying value (I-II)		
As on March 31, 2025	656.26	656.26
As on March 31, 2024	665.77	665.77
As on April 01, 2023	675.34	675.34

6.1 Details of lease liabilities

Particulars	Amount
Balance as at April 1, 2023	11.39
Recognised during the year	-
Finance cost accrued during the year	1.01
Derecognised during the year	-
Payment of lease liabilities	(1.01)
As at March 31, 2024	11.39
Balance as at April 1, 2024	11.39
Recognised during the year	-
Finance cost accrued during the year	1.01
Derecognised during the year	-
Payment of lease liabilities	(1.01)
As at March 31, 2025	11.39

6.2 Classification of lease liabilities

Particulars	As on March 31, 2025	As on March 31, 2024
Non-current	11.39	11.39
Current*	-	-
Total	11.39	11.39

* The amount of current lease liabilities is ₹ 250 (March 31, 2024: ₹ 228) due to remaining lease tenure of 70 years

6.3 The Company's lease asset class primarily consist of leases for land. Gross carrying value of leasehold land includes amounts which were paid upfront, at the commencement date of the lease by Cello Industries (Partnership Firm) along with relevant initial direct costs to acquire leasehold rights for tenure of 82 years from August 2012.



6.4 Amount recognised in profit and loss

Particulars	For the year ended March 31, 2025	For the year ended March 31, 2024
- Amortisation expenses on right-of-use assets (Refer note 31)	9.51	9.57
- Interest expenses on lease liability (Refer note 30)	1.01	1.01
- Expenses related to short term leases (Refer note 32)	62.78	62.77
- Expense relating to variable lease payments not included in the measurement of the lease liability (Refer note 32)	-	-
- Income from sub-leasing right-of-use assets (Refer note 25)	2.48	2.48

6.5 The table below provides details regarding the contractual maturities of lease liabilities on an undiscounted basis.

Particulars	As at March 31, 2025	As at March 31, 2024
Less than one year	1.01	1.01
One to five years	5.07	5.07
More than five years	63.84	64.85
Total	69.92	70.93
Financing Component	58.53	59.54
Non-Current Liabilities	11.39	11.39

6.6 The total cash outflows for leases amounts to ₹ 63.79 lakhs (March 31, 2024: ₹ 63.78 lakhs) (includes cash outflow for short term and long term leases).

6.7 The Company does not face a significant liquidity risk with regard to its lease liabilities as the current assets are sufficient to meet the obligations related to lease liabilities as and when they fall due.

6.8 As a lessor:

The Company has entered into operating leases on its leasehold land. These leases have terms of between 8 and 20 years. Future minimum rentals receivable under operating leases as at end of the reporting year are as follows:

Particulars	As at March 31, 2025	As at March 31, 2024
Less than one year	2.67	2.48
One to five years	8.88	11.23
More than five years	7.72	8.08

Rental income recognised by the Company during the year ended 31 March 2025 was ₹ 2.48 lakhs (March 31, 2024: ₹ 2.48 lakhs).



7 Loans

Particulars	As at March 31, 2025	As at March 31, 2024
Non-current - unsecured, considered good unless otherwise stated		
Loans to employees	3.50	1.45
Total	3.50	1.45
Current - unsecured, considered good unless otherwise stated		
Loans to employees	7.55	3.82
Total	7.55	3.82

7.1 Details of fair value of the loans carried at amortised cost is disclosed in note 37.

7.2 Details of loans to related parties and key management personnel repayable on demand - NIL

8 Other financial assets

Particulars	As at March 31, 2025	As at March 31, 2024
Non-current - unsecured, considered good unless otherwise stated		
Deposits with bank		
- Long term deposits with banks with remaining maturity period more than 12 months (Refer note 8.1)	88.30	109.30
Security deposits	121.57	122.03
Total	209.87	231.33
Current - unsecured, considered good unless otherwise stated		
Deposits with bank		
- Long term deposits with banks with remaining maturity period less than 12 months (Refer note 8.1)	12.93	16.92
Security deposits	-	-
Interest accrued and due on security deposits	4.87	4.79
Other receivables	3.89	1.48
Total	21.69	23.19

8.1 Deposits with bank (current and non-current) March 31, 2025 : Rs.101.23 Lakhs (March 31, 2024 : ₹ 126.22 lakhs) represent fixed deposits for EPCG license.



9 Deferred tax asset (net)

9.1 Deferred tax assets/(liabilities) in relation to the year ended March 31, 2025

Particulars	Opening Balance as on April 1, 2024	Recognised in Profit or loss (expense)/ credit	Recognised in Other comprehensive income	Recognised directly in Equity	Closing balance as on March 31, 2025
Property, plant and equipment	46.04	(13.53)			32.51
Intangible assets	0.15	(0.04)			0.11
Right-to-use assets and Leases liabilities	27.98	2.40			30.38
Gratuity	-	0.68	(0.68)		-
Disallowances under section 43B of Income Tax Act, 1961	4.57	0.12			4.69
Other current assets	(0.10)	0.10			0.00
Total	78.64	(10.27)	(0.68)	-	67.69

9.2 Deferred tax assets/(liabilities) in relation to the year ended March 31, 2024

Particulars	Opening Balance as on April 1, 2023	Recognised in Profit or loss (expense)/ credit	Recognised in Other comprehensive income	Recognised directly in Equity	Closing balance as on March 31, 2024
Property, plant and equipment	1.78	44.25			46.04
Intangible assets	(0.02)	0.17			0.15
Right-to-use assets and Leases liabilities	25.57	2.41			27.98
Gratuity	3.59	3.31	(6.90)		-
Disallowances under section 43B of Income Tax Act, 1961	4.07	0.50			4.57
Other current assets	0.35	(0.45)			(0.10)
Total	35.34	50.19	(6.90)	-	78.64



10 Income tax assets (net)

Particulars	As at March 31, 2025	As at March 31, 2024
Advance tax (net of provisions of ₹ 1024.07 lakhs for the year ended March 31, 2025 (year ended March 31, 2024 ₹ 1263.50 lakhs)) (Refer note 10.1)	39.71	61.58
Total	39.71	61.58

10.1 Advance tax (net of provisions) as at March 31, 2025 & March 31, 2024 includes ₹ 1.84 lakhs being excess tax paid on buy-back of shares.

11 Other assets

Particulars	As at March 31, 2025	As at March 31, 2024
Non-current - Unsecured, considered good unless otherwise stated		
Balances with government authorities (other than income taxes) (Refer note 11.1)	27.68	32.55
Capital advances	14.15	9.42
Prepaid expenses	0.36	0.56
Prepaid Gratuity	0.44	1.32
Total	42.63	43.85
Current - Unsecured, considered good unless otherwise stated		
Advances to suppliers & Employees	165.06	82.96
Balances with government authorities (other than income taxes)	22.71	16.02
Prepaid CSR Spent (refer note 32.2 (b))	79.99	-
Prepaid expenses	4.50	15.10
Total	272.26	114.08

11.1 Balances with government authorities includes ₹ 10.00 lakhs paid as VAT appeal fees as at March 31, 2025 (as at March 31, 2024: ₹ 13.00 lakhs).



12 Inventories

Particulars	As at March 31, 2025	As at March 31, 2024
At lower of cost or net realisable value		
Raw materials	2,137.56	2,213.41
Semi-finished goods	235.49	578.91
Finished goods	2,383.39	2,781.72
Stock-in-trade	41.67	2.30
Packing Material	553.13	537.18
Total	5,351.24	6,113.52

12.1 The cost of inventories recognised as an expense during the year was ₹ 9285.82 lakhs (March 31, 2024: ₹ 9003.14 lakhs). The Company has no write-down of inventory to net realisable value as at March 31, 2025 and March 31, 2024.

12.2 Details of goods-in-transits included in inventories above

Particulars	As at March 31, 2025	As at March 31, 2024
Raw materials	41.67	-
	41.67	-

12.3 The mode of valuation of inventories has been stated in note 2.3 (f).

13 Trade receivables

Particulars	As at March 31, 2025	As at March 31, 2024
Trade receivables		
Unsecured, considered good	3,884.65	4,756.51
Unsecured, credit Impaired	-	-
	3,884.65	4,756.51
Less: Expected credit loss allowance	-	-
Total	3,884.65	4,756.51

13.1 Details of trade receivables from directors or other officers of the company or any of them either severally or jointly with any other person or from firms or private companies respectively in which any director is a partner or a director or a member:

Particulars	As at March 31, 2025	As at March 31, 2024
Trade receivables from		
Holding Company	3,808.95	4,752.89
Enterprises over which the KMP have significant influence	40.29	3.63

13.2 The average credit period on sales of goods is 90 days.

13.3 Trade receivables from related parties are disclosed separately under note 36.



13.4 Ageing of Trade Receivables

As on March 31, 2025

Particulars	Not due	Outstanding for following periods from due date of invoice					Total
		Less than 6 months	6 months -1 year	1-2 Years	2-3 years	More than 3 years	
Undisputed							
- considered good	3,884.65		-	-	-	-	3,884.65
- credit impaired	-	-	-	-	-	-	-
Disputed							
- considered good	-	-	-	-	-	-	-
- credit impaired	-	-	-	-	-	-	-
Less: Allowance for doubtful debts	3,884.65	-	-	-	-	-	3,884.65
Total	3,884.65	-	-	-	-	-	3,884.65

As on March 31, 2024

Particulars	Not due	Outstanding for following periods from due date of invoice					Total
		Less than 6 months	6 months -1 year	1-2 Years	2-3 years	More than 3 years	
Undisputed	4,756.51						
- considered good	-		-	-	-	-	4,756.51
- credit impaired		-	-	-	-	-	-
Disputed							
- considered good	-	-	-	-	-	-	-
- credit impaired	-	-	-	-	-	-	-
Less: Allowance for doubtful debts	4,756.51	-	-	-	-	-	4,756.51
	-	-	-	-	-	-	-
Total	4,756.51	-	-	-	-	-	4,756.51

13.5 There are no unbilled trade receivables, hence the same are not disclosed in the ageing schedule



14 Cash and cash equivalents

Particulars	As at March 31, 2025	As at March 31, 2024
Cash on hand	0.18	0.55
Balances with banks		
- In current accounts	60.54	127.42
Total	60.72	127.97

15 Bank balances other than cash and cash equivalents

Particulars	As at March 31, 2025	As at March 31, 2024
Bank deposits with original maturity of more than three months but less than twelve months	51.47	48.48
Total	51.47	48.48

15.1 Deposit with banks of ₹ 51.47 lakhs as at March 31, 2025 (₹ 48.48 Lakhs as at March 31, 2024) represent fixed deposits for EPCG license.



16 Equity share capital

Particulars	As at March 31, 2025		As at March 31, 2024	
	No. of Shares	Amount	No. of Shares	Amount
Authorised capital				
Equity Shares of ₹ 10/- each	10,00,000	100.00	10,00,000	100.00
	10,00,000	100.00	10,00,000	100.00
Issued, subscribed and fully paid up				
Equity Shares of ₹ 10/- each	9,21,000	92.10	9,21,000	92.10
	9,21,000	92.10	9,21,000	92.10

16.1 Rights, preferences and restrictions attached to equity shares**a) Voting rights :**

The Company has one class of equity shares with face value of ₹ 10 each. Each shareholder has a voting right in proportion to his holding of the paid-up equity share capital of the Company. Where dividend is proposed by the board of directors, it is subject to the approval of the shareholders in the annual general meeting (AGM).

b) Dividend distribution rights :

The Company in its general meeting may declare dividends, but no dividend shall exceed the amount recommended by the Board. Subject to the provisions of section 123 of the Companies Act, 2013, the Board may from time to time pay to the members such interim dividends as appear to it to be justified by the profits of the Company.

16.2 Reconciliation of the number of equity shares outstanding at the beginning and at the end of the reporting year

Particulars	For the year ended March 31, 2025		For the year ended March 31, 2024	
	No. of Shares	Amount	No. of Shares	Amount
At the beginning of the relevant year	9,21,000	92.10	9,21,000	92.10
Add: Issued during the year	-	-	-	-
Less: Buy back of shares during the year (Refer note 16.5)	-	-	-	-
At the end of the year	9,21,000	92.10	9,21,000	92.10

16.3 Details of shares held by each shareholder holding more than 5% shares:

Name of shareholder	As at March 31, 2025		As at March 31, 2024	
	Number of shares held	% holding in that class of shares	Number of shares held	% holding in that class of shares
Cello World Limited (formerly known as Cello World Private Limited)	9,20,999	100.00%	9,20,999	100.00%

16.4 Details of Change in % holding of the Promoters

Promoter Name	As at March 31, 2025		% Change during the year
	Number of shares held	% of total shares	
Pankaj Ghisulal Rathod (Nominee)	1	0.00%	0.00%
Cello World Limited (formerly known as Cello World Private Limited)	9,20,999	100.00%	0.00%

Promoter Name	As at March 31, 2024		% Change during the year
	Number of shares held	% of total shares	
Pankaj Ghisulal Rathod (Nominee)	1	0.00%	0.00%
Cello World Limited (formerly known as Cello World Private Limited)	9,20,999	100.00%	0.00%

16.5 During the period of five years immediately preceeding the date as at which the Balance Sheet is prepared:

- No class of shares were allotted as fully paid up pursuant to contract without payment being received in cash.
- No class of shares were allotted as fully paid up by way of bonus shares.
- No Class of Buy back of shares were bought back by the Company during the year ended March 31, 2025.

16.6 There are no calls unpaid.**16.7 There are no forfeited shares.**

17 Other equity

Particulars	As at March 31, 2025	As at March 31, 2024
Capital redemption reserve	7.90	7.90
Retained earnings	11,775.20	8,785.14
Remeasurement of defined benefit plan	33.83	31.80
Total	11,816.93	8,824.84

17.1 Capital redemption reserve

Particulars	For the year ended March 31, 2025	For the year ended March 31, 2024
Balance at beginning of the year	7.90	7.90
Add: Created on account of buy-back of shares (Refer note 16.5)	-	-
Balance at end of the year	7.90	7.90

In accordance with Section 69 of The Companies Act, 2013, the Group has created a capital redemption reserve equal to the nominal value of shares brought back as an appropriation from retained earnings.

17.2 Retained earnings

Particulars	For the year ended March 31, 2025	For the year ended March 31, 2024
Balance at beginning of the year	8,785.14	5,269.69
Add: Profit for the year	2,990.06	3,515.45
Balance at end of the year	11,775.20	8,785.14

Retained earnings are the profits that the Company has earned till date less any transfers to General Reserve, dividends or other distributions to shareholders. Retained earnings is a free reserve available to the Company.

17.3 Remeasurement of defined benefit plan

Particulars	For the year ended March 31, 2025	For the year ended March 31, 2024
Balance at beginning of the year	31.80	11.28
Remeasurement of defined benefit obligation	2.71	27.42
Income tax on above	(0.68)	(6.90)
Balance at end of the year	33.83	31.80

Includes re-measurement (loss)/gain on defined benefit plans, net of taxes that will not be reclassified to statement of profit and loss.

18 Current Borrowings

Particulars	As at March 31, 2025	As at March 31, 2024
Unsecured - at amortised cost		
Loan from related parties - repayable on demand (refer note 38 and 18.1)	-	4,594.07
Total	-	4,594.07

18.1 Loans from related parties are interest free and repayable on demand.

18.2 Reconciliation of borrowings outstanding at the beginning and at the end of the year

Particulars	For the year ended 31st March, 2025	For the year ended 31st March, 2024
Balance as at the beginning of the year	4,594.07	4,594.07
Financing cash flows		
- Loan Taken	4,594.08	-
- Loan Repaid	(9,188.15)	-
- Interest paid	-	-
Non-cash changes		
- Interest accruals on account of amortisation	-	-
Balance as at the end of the year	-	4,594.07

18.3 There were no default in repayment of borrowings during the current year.

19 Trade payables

Particulars	As at March 31, 2025	As at March 31, 2024
(a) Total outstanding dues of micro and small enterprises	345.38	593.06
(b) Total outstanding dues of creditors other than micro and small enterprises	311.64	322.30
Total	657.02	915.36

19.1 The average credit period on purchases is 45 days.

19.2 For explanations on the Company's liquidity risk management processes refer note 37.3.

19.3 Trade payables from related parties are disclosed separately under note 36.

19.4 Disclosures as required under section 22 of the Micro, Small and Medium Enterprises Development Act, 2006 (MSMED Act):

The amounts due to Micro and Small Enterprises as defined in the 'The Micro, Small and Medium Enterprises Development Act, 2006' has been determined to the extent such parties have been identified on the basis of information available with the Company. This has been relied upon by the auditors.

Particulars	As at March 31, 2025	As at March 31, 2024
(a) Principal amount due to suppliers registered under the MSMED Act and remaining unpaid as at period end	345.38	593.06
(b) Interest due to suppliers registered under the MSMED Act and remaining unpaid as at period end	-	-
Principal amounts paid to suppliers registered under the MSMED Act, beyond the appointed day during the period	-	-
(c) Interest paid, other than under Section 16 of MSMED Act, to suppliers registered under the MSMED Act, beyond the appointed day during the period	-	-
(d) Interest paid, under Section 16 of MSMED Act, to suppliers registered under the MSMED Act, beyond the appointed day during the period	-	-
(e) Interest due and payable towards suppliers registered under MSMED Act, for payments already made	-	-
(f) Further interest remaining due and payable for earlier periods	-	-



19.5 Ageing of trade payables

As on March 31, 2025

Particulars	Accruals	Not due	Outstanding for following periods from due date of invoice				Total
			Less than 1 year	1-2 Years	2-3 years	More than 3 years	
Undisputed dues							
- MSME	-	345.38	-	-	-	-	345.38
- Others	100.42	210.17	1.05	-	-	-	311.64
Disputed dues							
- MSME	-	-	-	-	-	-	-
- Others	-	-	-	-	-	-	-
Total	100.42	555.55	1.05	-	-	-	657.02

As on March 31, 2024

Particulars	Accruals	Not due	Outstanding for following periods from due date of invoice				Total
			Less than 1 year	1-2 Years	2-3 years	More than 3 years	
Undisputed dues							
- MSME	-	593.06	-	-	-	-	593.06
- Others	107.21	215.10	-	-	-	-	322.30
Disputed dues							
- MSME	-	-	-	-	-	-	-
- Others	-	-	-	-	-	-	-
Total	107.21	808.15	-	-	-	-	915.36



20 Other financial liabilities

Particulars	As at March 31, 2025	As at March 31, 2024
Current		
Financial liabilities at amortised cost:		
Creditors for capital supplies/services	0.12	16.29
Total	0.12	16.29

20.1 Details of fair value of the liabilities carried at amortised cost is disclosed in note 38.

21 Other current liabilities

Particulars	As at March 31, 2025	As at March 31, 2024
Statutory remittances	160.13	119.88
Advance from customers	0.45	0.62
Total	160.58	120.50

22 Revenue from Operations

Particulars	For the year ended March 31, 2025	For the year ended March 31, 2024
Sales of products	16,518.24	17,186.30
Total	16,518.24	17,186.30

22.1 The Company presently recognises its revenue from contract with customers for the transfer of goods at a point in time.

This is consistent with the revenue information that is disclosed for each reportable segment under Ind AS 108.

External revenue by timing of revenue	For the year ended March 31, 2025	For the year ended March 31, 2024
Goods transferred at a point in time	16,518.24	17,186.30
Total	16,518.24	17,186.30

22.2 Contract balances

Refer details of trade receivables in note 13 and contract liabilities (advance from customers) in note 21.

22.3 The Company receives payments from customers based upon contractual billing schedules. Accounts receivable are recorded when the right to consideration becomes unconditional.

22.4 Reconciliation of revenue recognised in the statement of profit and loss with the contracted price:

Particulars	For the year ended March 31, 2025	For the year ended March 31, 2024
Contracted price with the customers	16,545.73	17,707.38
Reduction towards variables considerations (Discounts, rebates, refunds, credits, price concessions)	(27.49)	(521.08)
Revenue from contracts with customers (as per statement of profit and loss)	16,518.24	17,186.30

22.5 There are no performance obligations that are unsatisfied or partially unsatisfied during the year ended March 31, 2025 and March 31, 2024.



23 Other income

Particulars	For the year ended March 31, 2025	For the year ended March 31, 2024
Interest income on financial assets measured at amortised cost		
- Bank deposits	9.47	11.36
- Electricity deposits	5.41	5.32
	14.88	16.68
Other non-operating income		
- Profit on sale of property, plant and equipment (net)	-	0.47
- Rental income (Refer note 6.4)	2.48	2.48
- Bad Debts written off Recovered	6.00	5.84
- Sundry balances written back	6.75	-
	15.23	8.79
Total	30.11	25.47

24 Cost of materials consumed

Particulars	For the year ended March 31, 2025	For the year ended March 31, 2024
Opening stock - raw materials	2,213.41	1,571.73
Opening stock - packing material	537.18	504.14
Add - Purchases - raw materials	6,654.96	7,798.46
Add - Purchases - packing material	1,701.17	1,955.97
Less - Closing stock - raw materials	(2,137.56)	(2,213.41)
Less - Closing stock - packing material	(553.13)	(537.18)
Total	8,416.03	9,079.71

25 Purchases of stock-in-trade

Particulars	For the year ended March 31, 2025	For the year ended March 31, 2024
Stock-in-trade	167.41	78.82
Total	167.41	78.82

26 Changes in inventories of finished goods, semi finished goods and stock-in-trade

Particulars	For the year ended March 31, 2025	For the year ended March 31, 2024
Opening balance		
Finished goods	2,781.72	2,759.82
Semi-finished goods	578.91	440.10
Stock-in-trade	2.30	7.63
	3,362.93	3,207.54
Closing balance		
Finished goods	(2,383.39)	(2,781.72)
Semi-finished goods	(235.49)	(578.91)
Stock-in-trade	(41.67)	(2.30)
	(2,660.55)	(3,362.93)
Total	702.38	(155.39)

27 Employee benefit expense

Particulars	For the year ended March 31, 2025	For the year ended March 31, 2024
Salaries and wages	727.04	729.94
Contributions to provident and other funds (Refer note 35)	39.61	38.86
Gratuity (Refer note 35)	11.10	12.88
Staff welfare expenses	17.51	16.11
Total	795.26	797.79

28 Finance cost

Particulars	For the year ended March 31, 2025	For the year ended March 31, 2024
Interest and finance charges on financial liabilities carried at amortised cost		
- Bank overdraft	-	-
- Lease liabilities	1.01	1.01
Interest on delayed payment of taxes/others	0.39	0.34
Total	1.40	1.35

29 Depreciation and amortisation expenses

Particulars	For the year ended March 31, 2025	For the year ended March 31, 2024
Depreciation of property, plant and equipment (Refer note 4)	383.54	630.98
Amortisation of intangible assets (Refer note 5)	0.56	1.76
Depreciation of right-of-use assets (Refer note 6)	9.51	9.57
Total	393.61	642.31

30 Other Expenses

Particulars	For the year ended March 31, 2025	For the year ended March 31, 2024
Carriage outward	15.15	12.75
Consumption of stores and spares	24.29	27.50
Corporate social responsibility (Refer Note 30.2)	86.18	82.03
Factory expenses	1.60	1.49
Insurance	38.28	38.57
Labour/jobwork charges	1,013.43	986.41
Legal & professional charges	95.42	58.41
Membership & subscription	1.63	1.70
Payments to auditors (Refer Note 30.1)	32.10	42.10
Power & water charges	509.15	538.23
Postage & telegram expenses	10.97	10.89
Printing & stationery	6.55	6.31
Rates & taxes	12.10	12.98
Rent	62.78	62.77
Repairs & maintenance		
- Building	25.32	1.67
- Plant and machinery	43.23	79.39
- Others	8.78	17.50
Sales commission	2.39	-
Sales promotion & conference	2.96	3.29
Security charges	32.71	29.27
Software charges	2.00	2.09
Sundry balances written off	0.01	-
Telephone & fax expenses	2.14	2.41
Travelling & conveyance	17.82	19.05
Miscellaneous expenses	5.17	5.90
Total	2,052.16	2,042.71

30.1 Payments to Auditors :

Particulars	For the year ended March 31, 2025	For the year ended March 31, 2024
Audit fees		
- Statutory audit	15.00	25.00
- Tax audit	10.00	10.00
- Other matters	7.10	7.10
Total	32.10	42.10



30.2 Expenses on corporate social responsibility

No.	Particulars	For the year ended March 31, 2025	For the year ended March 31, 2024
1	Amount required to be spent by the Company during the year (under Section 135 of the Companies Act, 2013)	86.18	82.02
2	Amount of expenditure incurred		
	(i) Construction/acquisition of any asset	-	-
	(ii) On purposes other than (i) above	166.17	82.03
3	Amount not spent during the year		
	(i) Construction/acquisition of any asset	-	-
	(ii) On purposes other than (i) above	-	-
4	Shortfall at the end of the year		-
5	Total of previous years shortfall		-
6	Reason for shortfall	Not Applicable	Not Applicable
7	Amount yet to be spent/paid	-	-
8	Details of Related party transactions		
	- Payment made to Cello Foundation (Formerly Known as Badamia Charitable Trust)	166.17	79.53
9	Liability incurred by entering into contractual obligations		
10	Nature of CSR activities:	Social Welfare & Education	Social Welfare & Education

- a. As per Section 135 of the Companies Act, 2013, the company was required to spend ₹86.18 lakhs towards CSR activities during FY 2024-25. The company has spent ₹166.17 lakhs during the year. Accordingly, ₹ 79.99 lakhs is available for set-off against future CSR obligations for the next three financial years.

- b. Details of excess amount spent under Section 135 of the Companies Act, 2013

Particulars	For the year ended March 31, 2025
Opening balance (Excess / (Unspent))	-
Amount required to be spent during the year	86.18
Amount spent during the year	(166.17)
Closing balance (Excess / (Unspent))	(79.99)
Expiry year to Set off of excess CSR Spent	FY 2027-28



31 Current Tax and Deferred Tax

31.1 Income Tax Expense recognised in statement of profit and loss

Particulars	For the year ended March 31, 2025	For the year ended March 31, 2024
Current Tax:		
In respect of current year	1,023.95	1,263.50
Short provision of tax relating to earlier years	(4.18)	(4.30)
	1,019.77	1,259.20
Deferred Tax expense/ (credit)		
In respect of current year	10.27	(50.18)
	10.27	(50.18)
Total tax expense recognised in the reporting year	1,030.04	1,209.02

31.2 Income Tax recognised in other Comprehensive Income

Particulars	For the year ended March 31, 2025	For the year ended March 31, 2024
i) Deferred tax		
Remeasurement gain/(loss) on defined benefit plans	(0.68)	(6.90)
Total	(0.68)	(6.90)

31.3 Reconciliation of income tax expense and the accounting profit multiplied by Company's domestic tax rate:

Particulars	For the year ended March 31, 2025	For the year ended March 31, 2024
Profit before tax	4,020.10	4,724.47
Profit before tax at normal rate	4,020.10	4,724.47
Tax rate	25.17%	25.17%
Income Tax using the Company's domestic Tax rate #	1,011.78	1,189.05
Effect of items that are not deductible in determining taxable profit	21.82	20.73
Effect of items that are deductible in determining taxable profit	(0.30)	(0.31)
Income tax related earlier year	(4.18)	(4.30)
Others	0.93	3.84
Income tax expense recognised in Statement of Profit or Loss	1,030.04	1,209.02

The tax rate used for the reconciliations above is the corporate tax rate plus surcharge (as applicable) on corporate tax, education cess and secondary and higher education cess on corporate tax, payable by corporate entities in India on taxable profits under Income Tax Act, 1961.

In pursuance of Section 115BAA of the Income Tax Act, 1961 announced by the Government of India through Taxation Laws (Amendment) Ordinance, 2019, the Company has opted for irrevocable option of shifting to lower tax rate w.e.f FY 21-22 i.e 25.168%.

31.4 The Company does not have any transaction which is not recorded in the books of account that has been surrendered or disclosed as income during any of the above periods/years in the tax assessments under the Income Tax Act, 1961 (such as, search or survey or any other relevant provisions of the Income Tax Act, 1961).



32 Earnings per Equity Share

Particulars	For the year ended March 31, 2025	For the year ended March 31, 2024
(a) Profit for the year	2,990.06	3,515.45
(b) Weighted average number of Ordinary shares outstanding for the purpose of basic earnings per share (numbers)	9,21,000	9,21,000
(c) Effect of potential ordinary shares (numbers)	-	-
(d) Weighted average number of ordinary shares in computing diluted earnings per share [(b) + (c)] (numbers)	9,21,000	9,21,000
(e) Earnings per share on Profit for the year (Face Value ₹ 10/- per share)		
– Basic [(a)/(b)] (₹)	324.65	381.70
– Diluted [(a)/(d)] (₹)	324.65	381.70

33 Contingent liabilities and commitments

Particulars	As at March 31, 2025	As at March 31, 2024
(i) Contingent Liabilities		
- Guarantees extended by the Company	81.16	97.96
- Sales tax liability	190.00	324.10
- Litigation - Complaints by Consumer	10.05	2.23
(ii) Commitments		
Estimated amount of contracts remaining to be executed on capital account and not provided for (net of advances)	13.22	26.94

33.1 The Company did not expect any outflow of economic resources in respect of the above and therefore no provision was made in respect thereof.

34 Segment information

34.1 The Company has identified one operating segment viz, "Consumer Products" which is consistent with the internal reporting provided to the Board of Directors, who has been identified as the chief operating decision maker (CODM). The CODM is responsible for allocating resources and assessing performance of the operating segment of the Company.

34.2 Geographical information

The Company presently caters to only domestic market i.e., India and hence there is no revenue from external customers outside India nor any of its non-current asset is located outside India.

34.3 Information about major customers

Revenue from operations includes revenue arising from sales of goods of year ended March 31, 2025 ₹ 16070.58 lakhs (year ended March 31, 2024 ₹ 16893.42 lakhs) which arose from sales to its one (March 31, 2024: one) major customer which accounts for 97.29% (year ended March 31, 2023 : 98.30 %) of the total revenue from sales.



35 Employee benefit plans**35.1 Defined contribution plans:**

The Company participates in Provident fund as defined contribution plans on behalf of relevant personnel. Any expense recognised in relation to provident fund represents the value of contributions payable during the period by the Company at rates specified by the rules of provident fund. The only amounts included in the balance sheet are those relating to the prior months contributions that were not paid until after the end of the reporting period.

(a) Provident fund and pension

In accordance with the Employee's Provident Fund and Miscellaneous Provisions Act, 1952, eligible employees of the Company are entitled to receive benefits in respect of provident fund, a defined contribution plan, in which both employees and the Company make monthly contributions at a specified percentage of the covered employees' salary. The contributions, as specified under the law, are made to the provident fund administered and managed by Government of India (GOI). The Company has no further obligations under the fund managed by the GOI beyond its monthly contributions which are charged to the statement of Profit and Loss in the period they are incurred. The benefits are paid to employees on their retirement or resignation from the Company.

Contribution to defined contribution plans, recognised in the statement of profit and loss for the year under employee benefits expense, are as under:

Particulars	For the year ended March 31, 2025	For the year ended March 31, 2024
i) Employer's contribution to provident fund and pension	31.58	30.11
ii) Employer's contribution to labour fund	0.04	0.02
iii) Employer's contribution to state insurance corporation	3.78	3.22
iv) Employer's contribution to super annuation fund	0.13	1.50
iv) Employer's contribution to National Pension Scheme	4.08	4.01
Total	39.61	38.86

(b) Defined benefit plans:**Gratuity**

The Company has an obligation towards gratuity, a funded defined benefit retirement plan covering all employees. The plan provides for lump sum payment to vested employees at retirement or at death while in employment or on termination of the employment of an amount equivalent to 15 days salary, as applicable, payable for each completed year of service. Vesting occurs upon completion of five years of service. The Company accounts for the liability for gratuity benefits payable in the future based on an actuarial valuation. The Company makes annual contributions (from year ended March 31, 2023 onwards) to gratuity fund managed by Kotak Mahindra Life Insurance Company Limited.

The most recent actuarial valuation of the present value of the defined benefit obligation was carried out for the year ended March 31, 2025 by an independent actuary. The present value of the defined benefit obligation, and the related current service cost and past service cost, were measured using the projected unit credit method.

(A) Through its defined benefit plans, the Company is exposed to a number of risks, the most significant of which are detailed below:

(1) Salary risk:

The present value of the defined benefit plan liability is calculated by reference to the future salaries of members. As such, an increase in the salary of the members more than assumed level will increase the plan's liability.

(2) Interest rate risk

A fall in the discount rate which is linked to the G.Sec. Rate will increase the present value of the liability requiring higher provision. A fall in the discount rate generally increases the mark to market value of the assets depending on the duration of asset.

(3) Investment risk:

The present value of the defined benefit plan liability is calculated using a discount rate which is determined by reference to market yields at the end of the reporting period on government bonds. If the return on plan asset is below this rate, it will create a plan deficit. Currently, for the plan in India, it has a relatively balanced mix of investments in government securities, and other debt instruments.

(4) Mortality risk:

Since the benefits under the plan is not payable for life time and payable till retirement age only, plan does not have any longevity risk.



(B) Principal actuarial assumptions used:

The principal assumptions used for the purposes of the actuarial valuations were as follows.

Particulars	As at March 31, 2025	As at March 31, 2024
1. Discount rate	6.35%	6.95%
2. Salary escalation		
- Corporate	7.00%	9.00%
- Worker	9.00%	9.00%
- Sales	7.00%	8.00%
3. Expected return of Assets	6.35%	6.95%
4. Rate of employee turnover		
- Corporate	17.00%	15.00%
- Worker	39.00%	38.00%
- Sales	24.00%	26.00%
5. Mortality rate	India assured lives mortality (2012-14) ult.	

(C) Expenses recognised in profit and loss

Particulars	For the year ended March 31, 2025	For the year ended March 31, 2024
Current service cost	11.19	12.57
Past service cost	-	-
Expected return on plan assets	(5.38)	(5.22)
Interest on net defined benefit liability / (asset)	5.29	5.53
(Gains) / losses on settlement	-	-
Components of defined benefit cost recognised in profit or loss (Refer note 29)	11.10	12.88

The current service cost and the net interest expenses for the year are included in the 'Employee benefit expense' line item in the Statement of profit and loss.

(D) Expenses recognized in the Other Comprehensive Income (OCI)

Particulars	For the year ended March 31, 2025	For the year ended March 31, 2024
Actuarial (gains)/losses on obligation for the year		
- Due to changes in demographic assumptions	(0.75)	(0.92)
- Due to changes in financial assumptions	(2.75)	2.71
- Due to experience adjustment	3.91	(15.79)
Return on plan assets, excluding interest income	(3.12)	(13.42)
Net (income)/expense for the period recognized in OCI	(2.71)	(27.42)

(E) Amount recognised in the balance sheet

Particulars	As at March 31, 2025	As at March 31, 2024
Present value of funded defined benefit obligation	103.02	89.00
Fair value of plan assets	(103.46)	(90.32)
Net liability / (Asset) arising from defined benefit obligation	(0.44)	(1.32)

(F) Net liability recognised in the balance sheet

Recognised under:	As at March 31, 2025	As at March 31, 2024
Long term provision	(0.44)	(1.32)
Short term provision	-	-
Total	(0.44)	(1.32)

(G) Movements in the present value of defined benefit obligation are as follows:

Particulars	For the year ended March 31, 2025	For the year ended March 31, 2024
Opening defined benefit obligation	88.99	88.52
Transfer in/(out) obligation		
Current service cost	11.19	12.57
Past service cost	-	-
Interest cost	5.29	5.53
Actuarial losses	0.40	(14.00)
Benefits paid from the fund	(2.85)	(3.63)
Closing defined benefit obligation	103.02	88.99



(H) Movements in the fair value of the plan assets are as follows:

Particulars	For the year ended March 31, 2025	For year ended March 31, 2024
Opening fair value of the plan assets	90.32	74.27
Contributions by the Employer	7.50	1.04
Interests on plan assets	5.38	5.22
Remeasurement (gains)/losses	3.11	13.42
Interest income		
Benefits paid	(2.85)	(3.63)
Closing fair value of plan assets	103.46	90.32

* Benefit Paid of ₹ Nil Lacs (March 31, 2024: ₹ 1.04 Lacs) is paid directly by the enterprise and not through the Fund and hence the same has been added to Actual Enterprise's Contributions and benefit paid.

(I) Description of Plan Assets

Particulars	As at March 31, 2025	As at March 31, 2024
Insurer Managed Funds	100.00	100.00

(J) Maturity profile of defined benefit obligation:

Projected benefits payable in future years from the date of reporting	As at March 31, 2025	As at March 31, 2024
Year 1 cashflow	32.31	25.82
Year 2 cashflow	26.79	14.14
Year 3 cashflow	13.18	18.69
Year 4 cashflow	9.91	8.53
Year 5 cashflow	8.45	6.87
Year 6 to year 10 cashflow	23.52	23.91

(K) Sensitivity analysis

The Sensitivity analysis below has been determined based on reasonably possible change of the respective assumptions occurring at the end of the reporting period, while holding all other assumptions constant. These sensitivities show the hypothetical impact of a change in each of the lied assumptions in isolation. While each of these sensitivities holds all other assumptions constant, in practice such assumptions rarely change in isolation and the asset value changes may offset the impact to some extent. For presenting the sensitivities, the present value of the Defined Benefit Obligation has been calculated using the projected unit credit method at the end of the reporting period, which is the same as that applied in calculating the Defined Benefit Obligation presented above. There was no change in the methods and assumptions used in the preparation of the Sensitivity Analysis from previous year.

Projected benefits payable in future years from the date of reporting	For the year ended March 31, 2025	For year ended March 31, 2024
Projected benefit obligation on current assumptions		
Rate of discounting		
Impact of +0.5% change	101.54	87.42
(% change)	(1.44%)	(1.77%)
Impact of -0.5% change	104.56	90.64
(% change)	1.50%	1.85%
Rate of salary increase		
Impact of +0.5% change	104.54	90.55
(% change)	1.47%	1.75%
Impact of -0.5% change	101.55	87.47
(% change)	(1.43%)	(1.71%)

(L) Other disclosures

The weighted average duration of the obligations as at March 31, 2025 is 3.97 years (as at March 31, 2024: 4.43 years).

The Company's best estimate of the contributions expected to be paid to the plan during the next year is Nil (as on March 31, 2024: NIL)



36 Related party disclosures

36.1 Details of related parties

Description of relationship	Name of the related party
Holding Company	Cello World Limited (formerly known as Cello World Private Limited)
Key management personnel - Whole Time Director	Pradeep Ghisulal Rathod Pankaj Ghisulal Rathod Gaurav Pradeep Rathod
Relatives of key management personnel (where transactions have taken place)	Sangeeta Pradeep Rathod Babita Pankaj Rathod Ruchi Gaurav Rathod
Enterprises over which the KMP have Significant Influence (where transactions have taken place)	Cello Household Products Private Ltd (CHHPL) Cello Industries Pvt. Ltd. (CIPL) Wim Plast Limited (WIM) Cello Pens & Stationery Pvt. Ltd. (formerly known as Cello International Pvt Ltd (CI)) Vardhaman Realtors (VR) Cello Houseware (CHW) Cello World (CW) Unomax Pens & Stationery Pvt. Ltd. (UPS) Unomax Sales & Marketing Pvt. Ltd. (USMPL) Unomax Stationery Pvt. Ltd. (USPL) Cello Consumerware Pvt Ltd (CCPL) Cello Consumerware Products Pvt Ltd (CCPPL) Cello Plastic Industrial Works (CPIW) Cello Foundation (Formerly Known as Badamia Charitable trust (CF))

36.2 Transactions during the year with related parties

S. No.	Particulars	For the year ended March 31, 2025	For the year ended March 31, 2024
A Sales			
I Holding Company			
	Cello World Limited (formerly known as Cello World Private Limited)	16,070.58	16,893.42
	Total (A)	16,070.58	16,893.42
II Enterprises over which the KMP have significant influence			
	Cello Household Products Private Limited	117.38	110.34
	Cello Industries Private Limited	37.42	33.04
	Unomax Sales & Marketing Private Limited	77.19	-
	Cello Houseware	46.93	32.40
	Total (B)	278.92	175.78
	Total (A+B)	16,349.50	17,069.20
B Expenses Reimbursed			
I Holding Company			
	Cello World Limited (formerly known as Cello World Private Limited)	-	1.75
	Total (A)	-	1.75
II Enterprises over which the KMP have significant influence			
	Cello Household Products Private Limited	-	3.29
	Cello Industries Private Limited	-	3.07
	Total (B)	-	6.36
	Total (A+B)	-	8.11



S. No.	Particulars	For the year ended March 31, 2025	For the year ended March 31, 2024
C	Purchases		
I	Holding Company		
	Cello World Limited (formerly known as Cello World Private Limited)	23.43	4.59
	Total (A)	23.43	4.59
II	Enterprises over which the KMP have significant influence		
	Cello Household Products Private Limited	274.46	135.43
	Unomax Sales & Marketing Private Limited	-	95.55
	Unomax Stationery Private Limited	19.83	33.34
	Cello Houseware	60.30	17.48
	Wim Plast Ltd	2.07	24.66
	Total (B)	356.66	306.46
	Total (A+B)	380.08	311.05
D	Rent, Rates & Taxes		
I	Enterprises over which the KMP have significant influence		
	Vardhaman Realtors	35.18	35.18
	Cello Houseware	27.60	27.60
	Total	62.78	62.78
E	Staff Welfare Expenses		
I	Holding Company		
	Cello World Limited (formerly known as Cello World Private Limited)	0.35	0.24
	Total	0.35	0.24
F	Corporate Social Responsibility (CSR)		
I	Enterprises over which the KMP have significant influence		
	Cello Foundation (Formerly Known as Badamia Charitable trust)	166.17	79.53
	Total	166.17	79.53
G	Sale of property, plant and equipment		
I	Enterprises over which the KMP have significant influence		
	Cello Household Products Pvt Ltd	-	3.75
	Total	-	3.75
H	Purchases property, plant and equipment		
I	Enterprises over which the KMP have significant influence		
	Cello Household Products Pvt Ltd	2.65	64.48
	Total	2.65	64.48
I	Loans taken		
I	Holding Company		
	Cello World Limited (formerly known as Cello World Private Limited)	4,594.08	-
	Total	4,594.08	-
J	Loans repaid		
I	Holding Company		
	Cello World Limited (formerly known as Cello World Private Limited)	4,594.08	-
	Total (A)	4,594.08	-
II	Key management personnel and their relatives		
	Pradeep Ghisulal Rathod	64.81	-
	Pankaj Ghisulal Rathod	14.78	-
	Gaurav Pradeep Rathod	4,219.24	-
	Sangeeta Rathod	281.82	-
	Babeeta Rathod	10.16	-
	Ruchi Gaurav Rathod	3.26	-
	Total (B)	4,594.07	-
	Total (A+B)	9,188.15	-

The transactions with related parties are made in the normal course of business and on terms equivalent to those that prevail in arm's length transactions. All the related party transactions are reviewed and approved by board of directors.

36.3 Amounts outstanding with related parties

S. No.	Particulars	As at March 31, 2025	As at March 31, 2024
A	Trade Receivables		
I	Holding Company		
	Cello World Limited (formerly known as Cello World Private Limited)	3,808.95	4,752.89
	Total (A)	3,808.95	4,752.89
II	Enterprises over which the KMP have significant influence		
	Cello Household Products Pvt Ltd	37.13	-
	Unomax Sales & Marketing Private Limited	3.16	-
	Cello Industries Private Limited	-	3.63
	Total (B)	40.29	3.63
	Total (A+B)	3,849.24	4,756.52
B	Trade Payables		
	Enterprises over which the KMP have significant influence		
	Cello Household Products Pvt Ltd	-	12.04
	Cello Houseware	2.56	2.11
	Vardhaman Realtors	3.17	3.17
	Total	5.73	17.32
C	Borrowings		
I	Key management personnel and their relatives		
	Pradeep Ghisulal Rathod	-	64.81
	Pankaj Ghisulal Rathod	-	14.78
	Gaurav Pradeep Rathod	-	4,219.24
	Sangeeta Pradeep Rathod	-	281.82
	Babita Pankaj Rathod	-	10.16
	Ruchi Gaurav Rathod	-	3.26
	Total	-	4,594.07



37 Financial instruments and risk management**37.1 Capital risk management**

The Company manages its capital to ensure that it will be able to continue as going concern while maximising the return to stakeholders through the optimisation of the debt and equity balance. The capital structure of the Company consists of net debt offset by cash and bank balances and total equity of the Company.

Particulars	As at March 31, 2025	As at March 31, 2024
Long term debts *	11.39	11.39
Short term debts *	-	4,594.07
Less: Cash and cash equivalents	(60.72)	(127.97)
Net debt	(49.33)	4,477.49
Total Equity	11,909.03	8,916.94
Net debt to equity ratio	(0.00)	0.50
Debt to equity ratio	0.00	0.52

* Debt includes lease liabilities

The company has paid its current borrowings during the year.

37.2 Categories of financial instruments

The following table provides categorisation of all financial instruments

Particulars	As at March 31, 2025	As at March 31, 2024
Financial assets		
Measured at amortised cost		
(a) Trade Receivable	3,884.65	4,756.51
(b) Cash and cash equivalent	60.72	127.97
(c) Bank balances other than (b) above	51.47	48.48
(d) Loans	11.05	5.27
(e) Other financial assets	231.56	254.52
Total financial assets	4,239.45	5,192.75
Financial liabilities		
Measured at amortised cost		
(a) Borrowings	-	4,594.07
(b) Lease liabilities	11.39	11.39
(c) Trade payables	657.02	915.36
(d) Other financial liabilities	0.12	16.29
Total financial liabilities	668.53	5,537.11

37.3 Financial risk management objectives

The Company's principal financial liabilities comprise borrowings, trade and other payables. The main purpose of these financial liabilities is to finance and support the Company's operations. The Company's principal financial assets comprise cash and bank balance, trade and other receivables that derive directly from its operations.

The Company is exposed to various financial risks such as market risk, credit risk and liquidity risk. The Company's senior management team oversees the management of these risks. The Board of Directors review and agree policies for managing each of these risks, which are summarised below:

(i). Market risk

Market risk is the risk that the fair value of future cash flows of a financial instrument will fluctuate because of changes in market prices. Market risk mainly comprises interest risk, currency risk, and product price risk.

The sensitivity of the relevant profit or loss item is the effect of the assumed changes in respective market risks. This is based on the financial assets and financial liabilities held at March 31, 2025 and March 31, 2024.

(a) Interest rate risk:

Interest rate risk is the risk that the fair value or future cash flows of a financial instrument will fluctuate because of changes in market interest rates. The Company is exposed to interest rate risk arising from its working capital demand loans. The Company is not exposed to interest rate risk on borrowings from related parties as they carry fixed or zero interest rates.

(b) Foreign currency risk:

Foreign currency risk is the risk that the fair value or future cash flows of an exposure will fluctuate because of changes in foreign exchange rates. The Company's exposure to the risk of changes in foreign exchange rates relates primarily to the Company's operating activities denominated in foreign currency and thus the risk of changes in foreign exchange rates relates primarily to trade payables and advances.

The year end unhedged foreign currency exposures are given below:

Particulars of unhedged foreign currency exposure as at the reporting date (in respective currency):

Particulars	As at March 31, 2025	As at March 31, 2024
(a). Trade payables:		
In USD	-	-
Equivalent in ₹ Lakhs	-	-
(b). Advances: (to suppliers)		
In USD	0.44	0.28
Equivalent in ₹ Lakhs	37.85	23.09

Foreign currency sensitivity

The following table demonstrate the sensitivity to a reasonable possible change in exchange rate, with all other variables held constant. The impact on the Company's profit before tax due to changes in the fair value of monetary assets and liabilities is as follows:

Impact on Profit/(Loss) before tax for the year

Particulars	For the year ended March 31, 2025	For the year ended March 31, 2024
(a). Trade payables:		
USD currency:		
0.50% increase (%)	-	-
0.50% decrease (%)	-	-
(b). Advances: (to suppliers)		
USD currency:		
0.50% increase (%)	0.19	0.12
0.50% decrease (%)	(0.19)	(0.12)

(c) Product price risk

In a potentially inflationary economy, the Company expects periodical price increases across its product lines. Product price increases which are not in line with the levels of customers' discretionary spends, may affect the business/ sales volumes. In such a scenario, the risk is managed by offering judicious product discounts to customers to sustain volumes. The Company negotiates with its vendors for purchase price rebates such that the rebates substantially absorb the product discounts offered to the customers. This helps the Company to protect itself from significant product margin losses. This mechanism also works in case of a downturn in the retail sector, although overall volumes would get affected.

(ii). Credit risk management

Credit risk is the risk that counterparty will not meet its obligations under a financial instrument or customer contract, leading to a financial loss. The Company is exposed to credit risk from its operating activities (primarily trade receivables).

(a) Trade receivables

The Company has adopted a policy of dealing with only credit worthy counterparties in case of institutional customers and the credit risk exposure for institutional customers is managed by the Company by credit worthiness checks.



(b) Financial instruments and cash deposits

Credit risk from balances with banks and financial institutions is managed by the Company's in accordance with the Company's policy. Investments of surplus funds are made only with approved counterparties and within credit limits assigned to each counterparty. Counterparty credit limits are reviewed by the Company's Board of Directors on an annual basis and may be updated throughout the year subject to approval of the Company's Finance Committee. The limits are set to minimize the concentration of risks and therefore mitigate financial loss through a counterparty's potential failure to make payments.

(iii). Liquidity risk management

Liquidity risk is the risk that the Company will not be able to meet its financial obligations as they become due. Cash flow from operating activities provides the funds to service the financial liabilities on a day-to-day basis. The Company regularly monitors the rolling forecasts to ensure it has sufficient cash on an on-going basis to meet operational needs.

Liquidity risk table

The table below summarises the maturity profile of the Company's financial liabilities based on contractual undiscounted payments.

Particulars	Upto 1 year	1-5 years	Total
March 31, 2025			
Borrowings	-	-	-
Lease Liabilities	1.01	68.91	69.92
Trade payables	657.02	-	657.02
Other financial liabilities	0.12	-	0.12
Total	658.15	68.91	727.06
March 31, 2024			
Borrowings	4,594.07	-	4,594.07
Lease Liabilities	1.01	69.92	70.93
Trade payables	915.36	-	915.36
Other financial liabilities	16.29	-	16.29
Total	5,526.73	69.92	5,596.65

The above table details the Company's remaining contractual maturity for its non-derivative financial liabilities with agreed repayment periods. The amount disclosed in the tables have been drawn up based on the undiscounted cash flows of financial liabilities based on the earliest date on which the Company can be required to pay.



38 Fair Value Measurement

38.1 Fair value of the financial assets that are measured at fair value on a recurring basis

The Company has not measured any financial assets and financial liabilities at fair value on a recurring basis.

38.2 Fair value of financial assets and financial liabilities that are measured at amortised cost:

The management believes the carrying amounts of financial assets and financial liabilities measured at amortised cost approximate their fair values.

39 Additional regulatory information as required by Schedule III to the Companies Act, 2013

- a. The Company does not have any benami property, where any proceeding has been initiated or pending against the Company for holding any benami property.
- b. The Company has not traded or invested in Crypto currency or Virtual Currency during each reporting period.
- c. There were no Scheme of Arrangements entered by the Company during each reporting period, which required approval from the Competent Authority in terms of sections 230 to 237 of the Companies Act, 2013.
- d. The Company did not have any transactions with Companies struck off under Companies Act, 2013 or Companies Act, 1956.
- e. The Company has not advanced or loaned or invested funds to any other person(s) or entity(ies), including foreign entities (Intermediaries) with the understanding that the Intermediary shall:
 - (a) directly or indirectly lend or invest in other persons or entities identified in any manner whatsoever by or on behalf of the Company (Ultimate Beneficiaries) or
 - (b) provide any guarantee, security or the like to or on behalf of the Ultimate Beneficiaries.
- f. The Company has not received any fund from any person(s) or entity(ies), including foreign entities (Funding Party) with the understanding (whether recorded in writing or otherwise) that the group shall:
 - a. directly or indirectly lend or invest in other persons or entities identified in any manner whatsoever by or on behalf of the Funding Party (Ultimate Beneficiaries) or
 - b. provide any guarantee, security or the like on behalf of the ultimate beneficiaries
- g. The Company has not been declared willful defaulter by any bank or financial institution or government or any government authority.
- h. The Company has complied with the number of layers prescribed under the Companies Act, 2013, read with the Companies (Restriction on number of Layers) Rules, 2017.
- i. The Company does not have any Loans or advances to promoters, directors, KMPs and related parties, either severally or jointly with any other person, that are
 - (a) repayable on demand or
 - (b) without specifying any terms or period of repayment
- j. There are no charges or satisfaction which are yet to be registered with the Registrar of Companies beyond the statutory period.



40 Disclosure as per Section 186 of the Companies Act, 2013

The Company has not entered into any transactions requiring disclosures in respect of details of loans, guarantees and investments under Section 186 of the Companies Act, 2013 read with the Companies (Meetings of Board and its Powers) Rules, 2014.

40.1 Audit Trail

The Company uses SAP S/4 HANA as its accounting software for maintaining its books of account which has feature of recording audit trail of each and every transaction, creating an edit log of each change made in books of account along with the date when such changes were made and ensuring that the audit trail cannot be disabled, throughout the year as required by proviso to sub rule (1) of rule 3 of The Companies (Accounts) Rules, 2014 known as the Companies (Accounts) Amendment Rules, 2021.

Further, the Company has been maintaining daily backup of books of accounts and other records, on servers physically located in India throughout the year.

40.2 Code of Social Security, 2020

The Code on Social Security, 2020 ('Code') relating to employee benefits during employment and post-employment benefits received Presidential assent in September 2020. The Code has been published in the Gazette of India. However, the date on which the Code will come into effect has not been notified. The Company will assess the impact of the Code when it comes into effect and will record any related impact in the period when the Code becomes effective.



41 Ratio Analysis and its elements

Percentage change has been compared for the years ended March 31, 2025 and March 31, 2024.

a) Current Ratio = current assets divided by current liabilities

Particulars	As at March 31, 2025	As at March 31, 2024
Current assets	9,649.58	11,187.57
Current liabilities	817.72	5,646.22
Ratio (In times)	11.80	1.98
% Change from previous year	495.96%	

Reason for change more than 25%:

The Company has reduced its debt obligations through the repayment of borrowings during the year, which has contributed to an improvement in the working capital ratio and overall liquidity position.

b) Return on Equity Ratio = Profit after tax divided by average equity

Particulars	For the year ended March 31, 2025	For the year ended March 31, 2024
Profit after tax	2,990.06	3,515.45
Average equity*	10,412.98	7,148.95
Ratio	0.29	0.49
% Change from previous year	-41.61%	

*Average equity represents the average of opening and closing total equity.

Reason for change more than 25%:

The decrease in this ratio is primarily attributable to the transfer of current year profits to the Retained Earnings, leading to an increase in average shareholders' equity.

c) Inventory Turnover Ratio = Cost of goods sold divided by average inventory

Particulars	For the year ended March 31, 2025	For the year ended March 31, 2024
Cost of goods sold	9,285.82	9,003.14
Average Inventory *	5,732.38	5,698.47
Ratio (In times)	1.62	1.58
% Change from previous year	2.53%	

*Average inventory represents the average of opening and closing total inventory.

Reason for change more than 25%:

Not Applicable

d) Trade Receivables turnover ratio = Credit Sales divided by average trade receivables

Particulars	For the year ended March 31, 2025	For the year ended March 31, 2024
Credit Sales*	16,518.24	17,186.30
Average Trade Receivables #	4,320.58	3,375.52
Ratio (In times)	3.82	5.09
% Change from previous year	-24.91%	

* Credit sales includes sale of products, services and scrap sales.

Average Trade receivables represents the average of opening and closing trade receivables.

Reason for change more than 25%:

Not Applicable

e) Trade payables turnover ratio = Credit purchases divided by average trade payables

Particulars	For the year ended March 31, 2025	For the year ended March 31, 2024
Credit Purchases	8,523.54	9,833.25
Average Trade Payables #	723.74	913.18
Ratio (In times)	11.78	10.77
% Change from previous year	8.57%	

Average Trade payables represents the average of opening and closing trade payables.

Reason for change more than 25%:
Not Applicable

f) Net Capital Turnover Ratio = Credit Sales divided by Net Working capital

Particulars	For the year ended March 31, 2025	For the year ended March 31, 2024
Credit Sales (A)	16,518.24	17,186.30
Current Assets (B)	9,649.58	11,187.57
Current Liabilities (C)	817.72	5,646.22
Net Working Capital (D = B - C)	8,831.86	5,541.35
Ratio (In times) (E = A / D)	1.87	3.10
% Change from previous year	-39.70%	

Reason for change more than 25%:

The Company has significantly improved its working capital position compared to the previous year through the repayment of borrowings amounting to ₹4,594.07 lakh. This strategic reduction in debt has contributed to reduction in the Net Working Capital Turnover Ratio, which reduced from 3.10 times to 1.87 times.

g) Net profit ratio = Profit after tax divided by Sales

Particulars	For the year ended March 31, 2025	For the year ended March 31, 2024
Profit after tax	2,990.06	3,515.45
Credit Sales	16,518.24	17,186.30
Ratio	18.10%	20.45%
% Change from previous year	-11.51%	

Reason for change more than 25%:
Not Applicable

h) Return on Capital employed (pre -tax) = Earnings before interest and taxes (EBIT) divided by Total Capital Employed

Particulars	For the year ended March 31, 2025	For the year ended March 31, 2024
Profit before tax (A)	4,020.10	4,724.47
Finance cost (B)	1.40	1.35
EBIT (C) = (A) + (B)	4,021.50	4,725.82
Tangible net worth (D)*	11,839.85	8,836.24
Total debt (E)	11.39	4,605.46
Deferred tax liability (F)	-	-
Capital Employed (G) = (D) + (E) + (F)	11,851.24	13,441.71
Ratio (In %) (H) = (C) / (G)	33.93%	35.16%
% Change from previous year	-3.48%	

*Tangible net worth = Net worth (Shareholder's fund) less Intangible assets less Deferred Tax Assets

Reason for change more than 25%:
Not Applicable

i) Debt Equity ratio = Total debts divided by Total Equity

Particulars	As at March 31, 2025	As at March 31, 2024
Total Debts	11.39	4,605.46
Total Equity	11,909.03	8,916.94
Ratio (In times)	0.00	0.52
% Change from previous year	-99.81%	

Reason for change more than 25%:

The Company has reduced its debt exposure through the repayment of borrowings amounting to ₹4,594.07 lakh, resulting in a decline in the Debt-Equity Ratio from 0.52 to 0.00



j) Debt service coverage ratio= Earnings available for debt services dividend by total interest and principal repayments.

Particulars	For the year ended March 31, 2025	For the year ended March 31, 2024
Profit after tax (A)	2,990.06	3,515.45
Add: Non cash operating expenses and finance cost		
- Depreciation and amortization (B)	393.61	642.31
- Finance cost (C)	1.40	1.35
Total Non-cash operating expenses and finance cost (Pre-tax) (E= B + C)	395.01	643.66
Total Non-cash operating expenses and finance cost (Post-tax) (E = D (1-Tax rate))	295.59	481.66
Earnings available for debt services (F = A+E)	3,285.65	3,997.11
Debt service		
Interest (G)	1.01	1.01
Lease payments (H)	1.01	1.01
Principal repayments (I)	-	4,594.07
Total Interest and principal repayments (J = G + H + I)	2.02	4,596.09
Ratio (In times) (J = F/ I)	1,626.56	0.87
% Change from previous year	186930.68%	

Reason for change more than 25%:

The Company has significantly reduced its debt by repaying borrowings amounting to ₹4,594.07 lakh. This repayment has led to a substantial improvement in the Debt Service Coverage Ratio.

k) **Return on Investment = Profit divided by cost of investment**

This ratio is not applicable since the Company does not have any projects/investments other than current operations.



Cello Houseware Private Limited

CIN: U25209MH2021PTC362199


Notes to the financial statements as at March 31, 2025

All amounts are ₹ in lakhs unless otherwise stated

- 42 No significant adjusting event occurred between the balance sheet date and date of the approval of these financial statements by the Board of Directors of the Company requiring adjustment or disclosure.
- 43 Previous year's figures have been regrouped/reclassified wherever necessary to correspond with the current year's classification/disclosure.
- 44 The financial statements were approved by the Board of Directors in their meeting held on May 22, 2025.

In terms of our report attached of even date

For Jeswani & Rathore
Chartered Accountants
(FRN- 104202W)


Khubilal G. Rathore
Partner (M. No.: 012807)



Mumbai - May 22, 2025

For and on behalf of Board of Directors of
Cello Houseware Private Limited


Pradeep G. Rathod
Director
(DIN 00027527)


Pankaj G. Rathod
Director
(DIN 00027572)

Mumbai - May 22, 2025

